

<b>Push-In Fittings</b>		Chapter 1
LF 3000® LF 3200: 3 mm LIQUIfit®	LF 3600 LF 3800/LF 3900 LF 6100	
<b>Cartridges and Customised Products</b>		Chapter 2
Polymer: Carstick® & Quick Fitting Metal: LF Cartridges & TL Fittings Customised Products		
<b>Technical Tubing and Hose</b>		Chapter 3
Flexible Calibrated Tubing Calibrated Multi-Tubing Recoil Tubing and Hose	Calibrated Braided Hose Accessories	
<b>Function Fittings</b>		Chapter 4
Flow Control Regulators Piloted Function Fittings Non-Return Valves & LIQUIfit®	Pressure Fittings Other Function Fittings Silencers	
<b>Compression Fittings</b>		Chapter 5
Brass Compression Fittings Stainless Steel Compression Fittings PL Nickel-Plated Brass Spigot Fittings		
<b>Industrial Valves</b>		Chapter 6
Ball Valves & LIQUIfit® Needle & Butterfly Valves Axial Valves		
<b>Industrial Blowguns</b>		Chapter 7
Polymer Metal Kits		
<b>Quick-Acting Couplers</b>		Chapter 8
Polymer: C 9000 Safety Metal: Nickel-Plated Brass and Stainless Steel		
<b>Adaptors and Manifolds</b>		Chapter 9
Adaptors: Brass, Nickel-Plated Brass, Stainless Steel Manifolds		



# Push-In Fittings

**LF 3000®**

**LF 3200: 3 mm**

**LIQUIfit®**

**LF 3600**

**LF 3800/ LF 3900**

**LF 6100**







# Principle and Advantages of the Push-In Fitting

The **push-in fitting** is the most intuitive way of connecting tubes to a fitting in order to create a fluid distribution network. Thanks to its **quick installation**, versatility and **exceptional lifespan**, the push-in fitting contributes to improving machine efficiency. Moreover, the advanced patented design of the LF 3000® contributes to reducing **total cost of use**.

## Connection

- Manual connection and disconnection without the use of tools
- Release button available in 5 colours, to identify different circuits



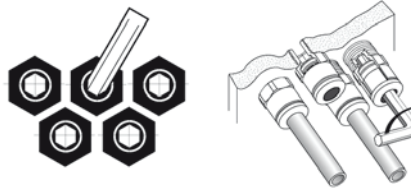
## Assembly

All straight connectors are fitted with an internal hexagon for ease of assembly with the use of an Allen spanner. This enables assembly in restricted spaces.

### Threads



### Close Porting Assembly



Our fittings are designed for internal (above) or external assembly.

## Sealing and 100 % Leak-Tested

The quality of the sealing material, selected specifically for the application, ensures excellent longevity of the fitting. In this way, Parker Legris offers the best return on investment on the market.

### Quality of Design


- Unique and patented sealing technology
- Rigorous selection of materials:  
NBR: ideally suited for compressed air  
EPDM: perfectly suited for food and beverage  
FKM: all fluids and high temperatures
- 100 % leak-tested in the production process

### Benefits of Use

- The lowest leak rate on the market, whatever the temperature and length of use
- Perfectly suited to primary vacuum
- Full bore for optimum flow
- Optimum gripping of tube guaranteed


## Gripping Ring Technology

- Ideal for polymer tubing, even for soft tubing
- Excellent tube guidance
- No tube movement under pressure
- Very compact solution




## Gripping with Collet

- For polymer and grooved metal tubing (groove drawings available on request)
- Resistant to high pressure, excellent lifespan
- Robust solution for harsh environments



## Gripping with Reversed Collet

- For rigid polymer and grooved metal tubing
- Resistant to high pressure
- Excellent durability
- Optimum sealing



# Push-In Fittings

## LF 3000® Push-In Fittings

(P. 1-4)



**Fluids:** compressed air

**Materials:** technical polymer, nickel-plated brass, NBR

**Pressure:** 20 bar

**Temperature:** -20°C to +80°C

**Ø metric:** 3 mm to 16 mm

**Ø inch:** 1/8" to 1/2"

## LF 3200 3 mm Push-In Fittings

(P. 1-39)



**Fluids:** compressed air, non-corrosive fluids

**Materials:** chemical nickel-plated brass, NBR

**Pressure:** 20 bar

**Temperature:** -15°C to +80°C

**Ø metric:** 3 mm

## LIQUIfit® Push-In Fittings

(P. 1-44)



**Fluids:** water, beverages, coolants, inert gases

**Materials:** biopolymer, EPDM

**Pressure:** 16 bar

**Temperature:** -10°C to +95°C

**Ø metric:** 4 mm to 12 mm

**Ø inch:** 5/32" to 1/2"

## LF 3600 Push-In Fittings

(P. 1-65)



**Fluids:** compressed air, slightly corrosive industrial fluids

**Materials:** high phosphorus nickel-plated brass, FKM

**Pressure:** 30 bar

**Temperature:** -20°C to +150°C

**Ø metric:** 4 mm to 14 mm

## LF 3800/LF 3900 Push-In Fittings

(P. 1-77)



**Fluids:** industrial fluids, chemicals, medical fluids, beverages

**Materials:** stainless steel, FKM

**Pressure:** 30 bar

**Temperature:** -20°C to +150°C

**Ø metric:** 4 mm to 12 mm

**Ø inch:** 3/16" to 1/2"

## LF 6100 Push-In Fittings

(P. 1-89)



**Fluids:** compressed air, oil, water

**Materials:** brass, NBR

**Pressure:** 60 bar

**Temperature:** -40°C to +120°C

**Ø metric:** 4 mm to 10 mm

For more details on these ranges, you will find a selection guide in the "Introduction" section of this catalogue.

# LF 3000® Push-In Fittings Range

## Stud Fittings

### Straights

**3175**  
BSPT/NPT  
Page 1-7



**3101**  
BSPP/Metric  
Page 1-8



**3181**  
Metric  
Page 1-8



**3114**  
BSPP/Metric  
Page 1-9



**3121**  
BSPT/NPT  
Page 1-9



**3131**  
BSPP/Metric  
Page 1-10



### Straights - Inch

**3175**  
NPT/BSPT  
Page 1-7/8



**3121**  
NPT  
Page 1-9



### Elbows

**3109**  
BSPT/NPT  
Page 1-10



**3199**  
BSPP/Metric  
Page 1-11



**3192**  
BSPP  
Page 1-12



**3129**  
BSPT  
Page 1-12



**3169**  
BSPP/Metric  
Page 1-13



**3113**  
BSPT  
Page 1-13



**3133**  
BSPP/Metric  
Page 1-13



**3109**  
NPT/BSPT  
Page 1-11



### Elbows - Inch

### Tees

**3108**  
BSPT  
Page 1-14



**3198**  
BSPP/Metric  
Page 1-14



**3103**  
BSPT  
Page 1-14



**3193**  
BSPP/Metric  
Page 1-15



### Y

**3148**  
BSPT  
Page 1-15



**3158**  
BSPP/Metric  
Page 1-15



**3112**  
BSPT  
Page 1-16



### Cartridge

**3132**  
BSPP  
Page 1-16



### Cartridge - Inch

**3100**  
Carstick®  
Page 1-16



### Cartridge - Inch

**3100**  
Carstick®  
Page 1-16



## Tube-to-Tube Fittings

### Straight

**3106**  
Page 1-17



### Straight - Inch

**3106**  
Page 1-17



### Elbow

**3102**  
Page 1-17



### Elbow - Inch

**3102**  
Page 1-17



### Tee

**3104**  
Page 1-18



### Tee - Inch

**3104**  
Page 1-18



### Y

**3140**  
Page 1-18



### Cross

**3107**  
Page 1-19



## Bulkhead Connector Fittings

### Straights

**3116**  
Page 1-20



**3146**  
Page 1-20



**3136**  
Page 1-20



### Elbow

**3139**  
Page 1-20



## Multiple Fittings

### Y

**3144**  
Page 1-21



### Tee

**3304**  
Page 1-21



### Elbow

**3306**  
Page 1-21



### Manifold

**3310**  
Page 1-21



# LF 3000® Push-In Fittings Range

## Plug-In Fittings and Accessories

### Elbows

**3182**  
Page 1-22

**3184**  
Page 1-22

**3180**  
Page 1-22

### Tees

**3183**  
Page 1-23

**3188**  
Page 1-23

### Y

**3142**  
Page 1-23

**3143**  
Page 1-23

### Elbows - Inch

**3182**  
Page 1-22



### Accessories

**3120**  
Page 1-24

**3166**  
Page 1-24

**3168**  
Page 1-24

**3126**  
Page 1-25

**3122**  
Page 1-25

**3151**  
Page 1-25

### Accessories - Inch

**3166**  
Page 1-24

**3168**  
Page 1-24

**3126**  
Page 1-25



## Banjo Fittings

### Banjo Fittings

**3118**  
BSP/Metric  
Page 1-27

**3018**  
BSPT  
Page 1-27

**3124**  
BSP/Metric  
Page 1-27

**3149**  
BSP/Metric  
Page 1-27

**3119**  
BSP/Metric  
Page 1-27



### Modular Banjo Fittings

**3538**  
Single Body  
Page 1-28

**3539**  
Double Body  
Page 1-28

**3549**  
Y Body  
Page 1-28

**3527**  
BSP/Metric  
Page 1-29

**3528**  
BSP/Metric  
Page 1-29

**3529**  
BSP  
Page 1-29

**3524**  
BSP/Metric  
Page 1-29



## Multi-Connectors

**3300**  
Page 1-31

**3320**  
Page 1-31

**3321**  
Page 1-31

**3329**  
Page 1-31

**3379**  
Page 1-32

**3381**  
Page 1-32



## Self-Sealing and Oscillating Fittings

### Self-Sealing Fittings

**3391**  
BSP  
Page 1-35

**3091**  
BSPT  
Page 1-35

**3160**  
Page 1-35

### Oscillating Fittings

**3159**  
BSPT  
Page 1-35

**3189**  
BSP/Metric  
Page 1-35



## Accessories for Push-In Fittings

**3130**  
Page 1-37

**Clip**  
Page 1-37

**3000 70**  
Page 1-37

**3110**  
Page 1-37

**0178**  
BSP/Metric  
Page 1-37

**0222**  
BSP/Metric  
Page 1-37



# LF 3000® Push-In Fittings

The LF 3000® range, with its wide variety of shapes and configurations, allows you to find **the perfect product to meet your needs** and thus **optimise the use** of your equipment.

## Product Advantages

### World-Class Performance

- 40 years of expertise
- Full bore for optimum flow
- Ideal for vacuum or pressure applications
- Automatic sealing guaranteed, in both static and dynamic applications
- Materials with high resistance
- Durability of product and equipment

### Optimal Design

- 100% leak-tested in production
- Date coding to guarantee quality and traceability
- Compact and aesthetic design: reduced dimensions for space-saving
- Tube fixed during connection, preventing leakage
- Conforms to ISO 14743
- Excellent vacuum performance thanks to the patented sealing technology
- Lightweight: reduced energy consumption of operating systems
- Parallel threaded fitting with a patented captive O-ring seal
- Maximum flexibility due to the wide product range



- Robotics
- Automotive Process
- Pneumatics
- Semi-Conductors
- Textile
- Packaging
- Vacuum

Applications

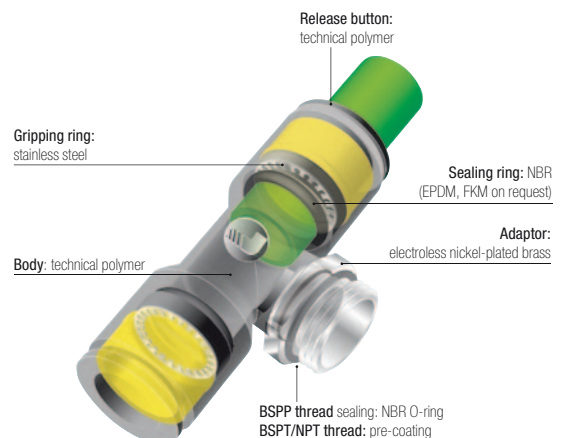
## Technical Characteristics

<b>Compatible Fluids</b>	Compressed air Other fluids: please consult us
<b>Working Pressure</b>	Vacuum to 20 bar
<b>Working Temperature</b>	-20°C to +80°C

Tightening Torque (daN.m)	Threads								
	M3 x0.5	M5 x0.8	M7 x1	M10 x1	M12 x1.5	G1/8	G1/4	G3/8	G1/2
	0.06	0.16	0.8	0.8	1.1	0.8	1.2	3	3.5

Reliable performance is dependent upon the type of fluid conveyed, component materials and tubing being used.  
Use is guaranteed with a vacuum of 755 mm Hg (99% vacuum).

### Component Materials



### Silicone-free


### Regulations

ISO 14743: Pneumatic fluid power, push-in connectors for thermoplastic tubes  
DI: 97/23/EC (PED)

DI: 2002/95/EC (RoHS), 2011/65/EC  
DI: 1907/2006 (REACH)


# Stud Fittings

## 3175 Stud Fitting, Male BSPT Thread

ØD	C					F1	F2	H	kg
			Nickel-plated brass, NBR						
4	R1/8	<a href="#">3175 04 10</a>	10	3	9.5	0.005			
	R1/4	<a href="#">3175 04 13</a>	14	3	6.5	0.012			
	R3/8	<a href="#">3175 04 17</a>	17	3	8	0.024			
6	R1/8	<a href="#">3175 06 10</a>	10	4	11.5	0.005			
	R1/4	<a href="#">3175 06 13</a>	14	4	8.5	0.011			
	R3/8	<a href="#">3175 06 17</a>	17	4	8.5	0.022			
8	R1/2	<a href="#">3175 06 21</a>	21	4	9	0.043			
	R1/8	<a href="#">3175 08 10</a>	13	5	20	0.011			
	R1/4	<a href="#">3175 08 13</a>	14	6	17	0.014			
10	R3/8	<a href="#">3175 08 17</a>	17	6	13	0.021			
	R1/2	<a href="#">3175 08 21</a>	21	6	12	0.040			
	R1/8	<a href="#">3175 10 10</a>	16	5	22.5	0.017			
12	R1/4	<a href="#">3175 10 13</a>	16	7	20	0.017			
	R3/8	<a href="#">3175 10 17</a>	17	8	16.5	0.019			
	R1/2	<a href="#">3175 10 21</a>	21	8	14	0.037			
14	R1/4	<a href="#">3175 12 13</a>	19	7	26.5	0.029			
	R3/8	<a href="#">3175 12 17</a>	19	9	24	0.028			
	R1/2	<a href="#">3175 12 21</a>	21	10	19.5	0.036			
16	R3/8	<a href="#">3175 14 17</a>	22	9	28.5	0.043			
	R1/2	<a href="#">3175 14 21</a>	24	10	23.5	0.047			
16	R3/8	<a href="#">3175 16 17</a>	27	9	32.5	0.068			
	R1/2	<a href="#">3175 16 21</a>	27	12	32.5	0.079			

Pre-coated thread


## 3175 Stud Fitting, Male NPT Thread

ØD	C					F1	F2	H	kg
			Nickel-plated brass, NBR						
6	NPT1/8	<a href="#">3175 06 11</a>	11	4	11.5	0.006			
	NPT1/4	<a href="#">3175 06 14</a>	14	4	8.5	0.012			
	NPT1/4	<a href="#">3175 10 14</a>	16	7	20	0.018			
10	NPT3/8	<a href="#">3175 10 18</a>	18	8	16.5	0.023			
	NPT1/2	<a href="#">3175 10 22</a>	22	8	14	0.037			
12	NPT3/8	<a href="#">3175 12 18</a>	19	9	24	0.030			
	NPT1/2	<a href="#">3175 12 22</a>	22	10	19.5	0.037			

Pre-coated thread

## 3175 Stud Fitting, Male NPT Thread

Inch

ØD	C					F1	F2	H	kg
			Nickel-plated brass, NBR						
1/8	NPT1/8	<a href="#">3175 53 11</a>	11	2	7.2	0.006			
	NPT1/4	<a href="#">3175 53 14</a>	14	2	8	0.016			
1/4	NPT1/8	<a href="#">3175 56 11</a>	11	4	11.9	0.006			
	NPT1/4	<a href="#">3175 56 14</a>	14	4	9.4	0.013			
	NPT3/8	<a href="#">3175 56 18</a>	18	5	7.6	0.024			
3/8	NPT1/8	<a href="#">3175 60 11</a>	16	4	22.7	0.019			
	NPT1/4	<a href="#">3175 60 14</a>	16	7	20.5	0.019			
	NPT3/8	<a href="#">3175 60 18</a>	18	7	17.5	0.026			
1/2	NPT3/8	<a href="#">3175 62 18</a>	22	9.5	25.9	0.047			
	NPT1/2	<a href="#">3175 62 22</a>	24	9.5	22.1	0.064			

Pre-coated thread


Other products are available upon request; please do not hesitate to consult us.

# Stud Fittings

**3175**

Stud Fitting, Male BSPT Thread


Inch

ØD	C					kg
			F1	F2	H	
1/8	R1/8	<b>3175 53 10</b>	11	3	8.5	0.005
	R1/8	<b>3175 55 10</b>	11.1	3.2	15.5	0.009
3/16	R1/4	<b>3175 55 13</b>	14.3	4	15	0.020
	R1/8	<b>3175 56 10</b>	11	4	12	0.006
1/4	R1/4	<b>3175 56 13</b>	14	4	9.5	0.021
	R1/4	<b>3175 60 13</b>	18	5	7.5	0.017
3/8	R3/8	<b>3175 60 17</b>	13	5	20	0.019
	R1/2	<b>3175 60 21</b>	14	6	16.8	0.061
1/2	R1/4	<b>3175 62 13</b>	22	6	26.9	0.044
	R3/8	<b>3175 62 17</b>	22	7	25.9	0.048
	R1/2	<b>3175 62 21</b>	24	7	20.5	0.049

Pre-coated thread

**3101**


Stud Fitting, Male BSPP and Metric Thread

ØD	C					kg	
			E	F1	F2		H
3	M3x0.5	<b>3101 03 09*</b>	2.5	8	-	12.5	0.003
	M5x0.8	<b>3101 03 19</b>	3.5	8	2.5	12.5	0.004
4	M3x0.5	<b>3101 04 09*</b>	2.5	8	-	14.5	0.003
	M5x0.8	<b>3101 04 19</b>	3	9	2.5	14	0.003
4	M7x1	<b>3101 04 55</b>	5	10	2.5	14	0.004
	G1/8	<b>3101 04 10</b>	5	13	3	11.5	0.007
6	G1/4	<b>3101 04 13</b>	5.5	16	3	10.5	0.011
	M5x0.8	<b>3101 06 19</b>	3	11	2.5	16	0.005
6	M7x1	<b>3101 06 55</b>	5	10	3	16	0.006
	M10x1	<b>3101 06 60</b>	5	13	4	13	0.007
6	M12x1.5	<b>3101 06 67</b>	5.5	15	4	13	0.009
	G1/8	<b>3101 06 10</b>	5	13	4	13	0.007
6	G1/4	<b>3101 06 13</b>	5.5	16	4	12.5	0.011
	G3/8	<b>3101 06 17</b>	5.5	20	4	13	0.020
6	G1/2	<b>3101 06 21</b>	7.5	24	4	20	0.040
	M10x1	<b>3101 08 60</b>	5	13	5	21	0.011
6	M12x1.5	<b>3101 08 67</b>	5.5	15	5	21	0.015
	G1/8	<b>3101 08 10</b>	4.5	13	5	20.5	0.011
6	G1/4	<b>3101 08 13</b>	5.5	16	6	19.5	0.016
	G3/8	<b>3101 08 17</b>	5.5	20	6	18	0.022
6	G1/2	<b>3101 08 21</b>	7.5	24	6	16.5	0.039
	G1/4	<b>3101 10 13</b>	5.5	16	7	23	0.018
10	G3/8	<b>3101 10 17</b>	5.5	20	8	19.5	0.021
	G1/2	<b>3101 10 21</b>	7.5	24	8	18.5	0.033
10	G1/4	<b>3101 12 13</b>	5.5	19	7	27.5	0.027
	G3/8	<b>3101 12 17</b>	5.5	20	9	27	0.029
10	G1/2	<b>3101 12 21</b>	7	24	11	22.5	0.035
	G3/8	<b>3101 14 17</b>	5.5	22	9	29.5	0.041
14	G1/2	<b>3101 14 21</b>	7	24	11	28	0.047
	G3/8	<b>3101 16 17</b>	7.5	27	9	32.5	0.061
16	G1/2	<b>3101 16 21</b>	9	27	12	32.5	0.066

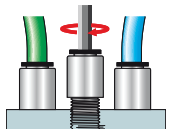
\* Bi-material O ring seal

**3181**

Stud Fitting Round Body, Male Metric Thread


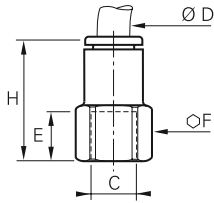

ØD	C					kg	
			E	F	G		H
4	M5x0.8	<b>3181 04 19</b>	3.5	2.5	8.5	14.5	0.005
	M7x1	<b>3181 04 55</b>	5	3	10	14	0.004
6	M5x0.8	<b>3181 06 19</b>	3.5	2.5	11	16	0.007
	M7x1	<b>3181 06 55</b>	5	3	10	16	0.005

The internal hexagon and circular external shape ensure that model 3181 provides highly compact assembly. They can be easily installed with an Allen key without the need of a spanner.


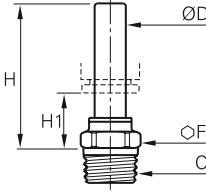



# Stud Fittings

## 3114 Stud Fitting, Female BSPP and Metric Thread


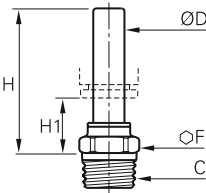

	Nickel-plated brass, NBR		<b>ØD</b>	<b>C</b>		<b>E</b>	<b>F</b>	<b>H</b>	<b>kg</b>
			4	M5x0.8	<a href="#">3114 04 19</a>	6.5	8	19.5	0.005
				G1/8	<a href="#">3114 04 10</a>	9.5	13	22.5	0.010
				G1/4	<a href="#">3114 04 13</a>	13.5	16	26.5	0.015
			6	G1/8	<a href="#">3114 06 10</a>	9.5	13	24.5	0.011
				G1/4	<a href="#">3114 06 13</a>	13.5	16	28.5	0.017
			8	G1/8	<a href="#">3114 08 10</a>	9.5	13	29	0.015
				G1/4	<a href="#">3114 08 13</a>	13.5	16	33	0.021
				G3/8	<a href="#">3114 08 17</a>	14	19	34	0.025
			10	G1/4	<a href="#">3114 10 13</a>	13.5	16	36	0.027
				G3/8	<a href="#">3114 10 17</a>	14	19	36	0.027
				G1/2	<a href="#">3114 10 21</a>	19.5	24	41.5	0.048
			12	G3/8	<a href="#">3114 12 17</a>	14	19	40	0.033
				G1/2	<a href="#">3114 12 21</a>	19.5	24	45.5	0.052
			14	G3/8	<a href="#">3114 14 17</a>	14	22	42.5	0.057
			16	G1/2	<a href="#">3114 16 21</a>	15	27	49	0.096

## 3121 Stud Standpipe, Male BSPT Thread

	Technical polymer, nickel-plated brass		<b>ØD</b>	<b>C</b>		<b>F</b>	<b>H</b>	<b>H1</b>	<b>kg</b>
			4	R1/8	<a href="#">3121 04 10</a>	10	26	14	0.005
				R1/4	<a href="#">3121 04 13</a>	14	26.5	14.5	0.014
			6	R1/8	<a href="#">3121 06 10</a>	10	28	14	0.005
				R1/4	<a href="#">3121 06 13</a>	14	28.5	14.5	0.014
			8	R1/8	<a href="#">3121 08 10</a>	10	29.5	11	0.006
				R1/4	<a href="#">3121 08 13</a>	14	28.5	10	0.012
				R3/8	<a href="#">3121 08 17</a>	17	28.5	10	0.015
			10	R1/4	<a href="#">3121 10 13</a>	15	36	15.5	0.012
				R3/8	<a href="#">3121 10 17</a>	17	36	15.5	0.017
				R1/2	<a href="#">3121 10 21</a>	21	36	15.5	0.028
			12	R3/8	<a href="#">3121 12 17</a>	17	36.5	12	0.018
				R1/2	<a href="#">3121 12 21</a>	21	36.5	12	0.028
			14	R1/2	<a href="#">3121 14 21</a>	21	41	13.5	0.042

Pre-coated thread


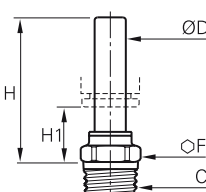

## 3121 Stud Standpipe, Male NPT Thread

	Technical polymer, nickel-plated brass		<b>ØD</b>	<b>C</b>		<b>F</b>	<b>H</b>	<b>H1</b>	<b>kg</b>
			4	NPT1/8	<a href="#">3121 04 11</a>	11	25.9	14.5	0.007
				NPT1/4	<a href="#">3121 04 14</a>	14	26.4	15	0.017
			8	NPT1/8	<a href="#">3121 08 11</a>	11	29.5	10.9	0.008
				NPT1/4	<a href="#">3121 08 14</a>	14	28.4	9.9	0.014

Pre-coated thread  
5/32" (4 mm) and 5/16" (8 mm) are also available

## 3121 Stud Standpipe, Male NPT Thread

Inch

	Technical polymer, nickel-plated brass		<b>ØD</b>	<b>C</b>		<b>F</b>	<b>H</b>	<b>H1</b>	<b>kg</b>
			1/4	NPT1/8	<a href="#">3121 56 11</a>	11	30	15.5	0.001
				NPT1/4	<a href="#">3121 56 14</a>	14	28.4	14.5	0.001
				NPT1/8	<a href="#">3121 60 11</a>	15	44.4	16.5	0.013
			3/8	NPT1/4	<a href="#">3121 60 14</a>	15	36.1	17	0.014
				NPT3/8	<a href="#">3121 60 18</a>	18	36.1	15.5	0.023
			1/2	NPT3/8	<a href="#">3121 62 18</a>	17	36.6	9.4	0.026
				NPT1/2	<a href="#">3121 62 22</a>	21	37.1	9.9	0.046

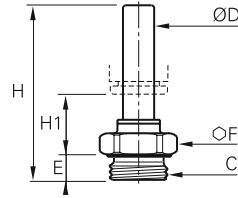
Pre-coated thread  
5/32" (4 mm) and 5/16" (8 mm) are also available

# Stud Fittings

## 3131 Stud Standpipe, Male BSPP and Metric Thread



Technical polymer, nickel-plated brass, NBR

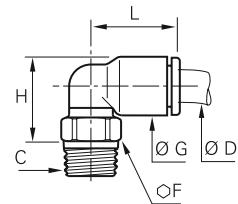


ØD	C		E	F	H	H1	kg
4	M5x0.8	<a href="#">3131 04 19</a>	3.5	8	31	16	0.002
	G1/8	<a href="#">3131 04 10</a>	5	13	30	13.5	0.005
	G1/4	<a href="#">3131 04 13</a>	5.5	16	31	13.5	0.010
6	G1/8	<a href="#">3131 06 10</a>	5	13	32	13.5	0.005
	G1/4	<a href="#">3131 06 13</a>	5.5	16	33	13.5	0.010
8	G1/8	<a href="#">3131 08 10</a>	5	13	35.5	12.5	0.008
	G1/4	<a href="#">3131 08 13</a>	5.5	16	34.5	10.5	0.010
	G3/8	<a href="#">3131 08 17</a>	5.5	20	34.5	10.5	0.015
10	G1/4	<a href="#">3131 10 13</a>	5.5	16	43.5	17.5	0.012
	G3/8	<a href="#">3131 10 17</a>	5.5	20	41.5	15.5	0.015
	G1/2	<a href="#">3131 10 21</a>	7.5	24	41.5	15.5	0.024
12	G3/8	<a href="#">3131 12 17</a>	5.5	20	42	12	0.015
	G1/2	<a href="#">3131 12 21</a>	7	24	43.5	12	0.025
14	G3/8	<a href="#">3131 14 17</a>	5.5	20	46.5	14	0.018
	G1/2	<a href="#">3131 14 21</a>	7	24	48	13.5	0.025

## 3109 Stud Elbow, Male BSPT Thread



Technical polymer, nickel-plated brass, NBR



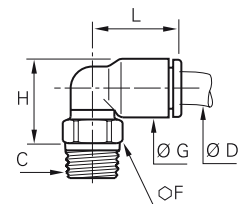
ØD	C		F	G	H	L	kg
4	R1/8	<a href="#">3109 04 10</a>	10	8.5	13.5	14	0.006
	R1/4	<a href="#">3109 04 13</a>	14	8.5	14	14	0.015
	R3/8	<a href="#">3109 04 17</a>	17	8.5	13.5	14	0.018
6	R1/8	<a href="#">3109 06 10</a>	10	10.5	15.5	16	0.006
	R1/4	<a href="#">3109 06 13</a>	14	10.5	16	16	0.015
	R3/8	<a href="#">3109 06 17</a>	17	10.5	16	16	0.019
8	R1/2	<a href="#">3109 06 21</a>	21	10.5	16.5	16	0.034
	R1/8	<a href="#">3109 08 10</a>	10	13.5	19	23	0.007
	R1/4	<a href="#">3109 08 13</a>	14	13.5	18	23	0.014
10	R3/8	<a href="#">3109 08 17</a>	17	13.5	18	23	0.018
	R1/2	<a href="#">3109 08 21</a>	21	13.5	19.5	23	0.033
	R1/8	<a href="#">3109 10 10</a>	15	16	23	26.5	0.012
12	R1/4	<a href="#">3109 10 13</a>	15	16	22	26.5	0.014
	R3/8	<a href="#">3109 10 17</a>	17	16	22	26.5	0.019
	R1/2	<a href="#">3109 10 21</a>	21	16	22	26.5	0.031
14	R1/4	<a href="#">3109 12 13</a>	15	19	25	31	0.016
	R3/8	<a href="#">3109 12 17</a>	17	19	25	31	0.022
	R1/2	<a href="#">3109 12 21</a>	21	19	25	31	0.033
16	R3/8	<a href="#">3109 14 17</a>	20	22	30.5	35.5	0.031
	R1/2	<a href="#">3109 14 21</a>	24	22	28.5	35.5	0.041
16	R3/8	<a href="#">3109 16 17</a>	27	27	53	39	0.106
	R1/2	<a href="#">3109 16 21</a>	27	27	53	39	0.104

Pre-coated thread  
The body swivels for positioning purposes.

## 3109 Stud Elbow, Male NPT Thread



Technical polymer, nickel-plated brass, NBR




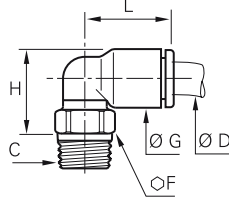

ØD	C		F	G	H	L	kg
4	NPT1/8	<a href="#">3109 04 11</a>	11	8.4	13.5	14	0.007
	NPT1/4	<a href="#">3109 04 14</a>	14	8.4	14	14	0.016
6	NPT1/8	<a href="#">3109 06 11</a>	11	10.5	15.5	16	0.007
	NPT1/4	<a href="#">3109 06 14</a>	14	10.5	16	16	0.017
8	NPT1/8	<a href="#">3109 08 11</a>	11	13.5	19	23.1	0.009
	NPT1/4	<a href="#">3109 08 14</a>	14	13.5	18	23.1	0.015
10	NPT1/4	<a href="#">3109 10 14</a>	15	16	23	26.5	0.017
	NPT3/8	<a href="#">3109 10 18</a>	18	16	22	26.5	0.024
	NPT1/2	<a href="#">3109 10 22</a>	22	16	23	26.5	0.045
12	NPT3/8	<a href="#">3109 12 18</a>	18	19	25	31	0.050
	NPT1/2	<a href="#">3109 12 22</a>	22	19	26	31	0.092

Pre-coated thread  
The body swivels for positioning purposes.

# Stud Fittings

## 3109 Stud Elbow, Male NPT Thread


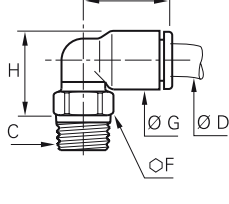

Inch

		Technical polymer, nickel-plated brass, NBR	<b>ØD</b>	<b>C</b>		<b>F</b>	<b>G</b>	<b>H</b>	<b>L</b>	<b>kg</b>
			1/8	NPT1/8	<a href="#">3109 53 11</a>	11	8.5	13.5	14.5	0.007
			NPT1/4	<a href="#">3109 53 14</a>	14	8.5	14	14.5	0.015	
			NPT1/8	<a href="#">3109 56 11</a>	11	10.9	17	18	0.007	
			1/4	NPT1/4	<a href="#">3109 56 14</a>	14	10.9	16	18	0.014
			NPT3/8	<a href="#">3109 56 18</a>	18	10.9	16.5	18	0.021	
			NPT1/8	<a href="#">3109 60 11</a>	15	16	23.1	27.4	0.014	
			3/8	NPT1/4	<a href="#">3109 60 14</a>	15	16	23.1	27.4	0.017
			NPT3/8	<a href="#">3109 60 18</a>	18	16	22.1	27.4	0.023	
			1/2	NPT3/8	<a href="#">3109 62 18</a>	20	22.1	31	35.1	0.041
			NPT1/2	<a href="#">3109 62 22</a>	24	22.1	28.4	35.1	0.054	

Pre-coated thread - 5/32" (4 mm) and 5/16" (8 mm) are also available.  
The body swivels for positioning purposes.


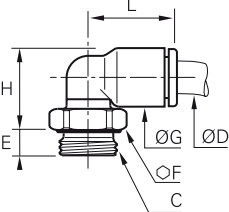

## 3109 Stud Elbow, Male BSPT Thread

Inch

		Technical polymer, nickel-plated brass, NBR	<b>ØD</b>	<b>C</b>		<b>F</b>	<b>G</b>	<b>H</b>	<b>L</b>	<b>kg</b>
			1/8	R1/8	<a href="#">3109 53 10</a>	10	8.5	13.5	14.5	0.011
			R1/8	<a href="#">3109 55 10</a>	11	10.9	17	21.6	0.010	
			3/16	R1/4	<a href="#">3109 55 13</a>	14	8.4	14	14	0.016
			1/4	R1/8	<a href="#">3109 56 10</a>	10	10.9	17	18	0.006
			R1/4	<a href="#">3109 56 13</a>	14	10.9	17	18	0.013	
			3/8	R1/4	<a href="#">3109 60 13</a>	15	16	22.1	26.4	0.016
			R3/8	<a href="#">3109 60 17</a>	17	16	22.1	26.4	0.054	
			R1/4	<a href="#">3109 62 13</a>	20	22.1	31	35.1	0.064	
			1/2	R3/8	<a href="#">3109 62 17</a>	20	22.1	31	35.1	0.067
			R1/2	<a href="#">3109 62 21</a>	24	22.1	28.4	35.1	0.046	

Pre-coated thread  
The body swivels for positioning purposes.  
5/32" (4 mm) and 5/16" (8 mm) are also available.

## 3199 Stud Elbow, Male BSPP and Metric Thread

		Technical polymer, nickel-plated brass, NBR	<b>ØD</b>	<b>C</b>		<b>E</b>	<b>F</b>	<b>G</b>	<b>H</b>	<b>L</b>	<b>kg</b>
			3	M3x0.5	<a href="#">3199 03 09*</a>	2.5	8	8.5	15	14.5	0.003
			M5x0.8	<a href="#">3199 03 19</a>	3.5	8	8.5	13.5	14.5	0.003	
			M3x0.5	<a href="#">3199 04 09*</a>	2.5	8	8.5	15	14.5	0.002	
			M5x0.8	<a href="#">3199 04 19</a>	3.5	8	8.5	13.5	14	0.002	
			4	M7x1	<a href="#">3199 04 55</a>	4.5	10	8.5	15	14	0.005
			G1/8	<a href="#">3199 04 10</a>	5	13	8.5	13	14	0.006	
			G1/4	<a href="#">3199 04 13</a>	5.5	16	8.5	13	14	0.011	
			M5x0.8	<a href="#">3199 06 19</a>	3.5	8	10.5	15.5	16	0.003	
			M7x1	<a href="#">3199 06 55</a>	4.5	10	10.5	17.5	16	0.006	
			M10x1	<a href="#">3199 06 60</a>	5	13	10.5	15	14	0.006	
			6	M12x1.5	<a href="#">3199 06 67</a>	5.5	15	10.5	15	16	0.009
			G1/8	<a href="#">3199 06 10</a>	5	13	10.5	15	16	0.006	
			G1/4	<a href="#">3199 06 13</a>	5.5	16	10.5	15	16	0.011	
			G3/8	<a href="#">3199 06 17</a>	5.5	20	10.5	15.5	16	0.022	
			G1/2	<a href="#">3199 06 21</a>	7	24	10.5	16	16	0.027	
			M10x1	<a href="#">3199 08 60</a>	5	13	13.5	20.5	23	0.009	
			M12x1.5	<a href="#">3199 08 67</a>	5.5	15	13.5	19.5	23	0.009	
			8	G1/8	<a href="#">3199 08 10</a>	4.5	13	13.5	20.5	23	0.009
			G1/4	<a href="#">3199 08 13</a>	5.5	16	13.5	18.5	23	0.012	
			G3/8	<a href="#">3199 08 17</a>	5.5	20	13.5	18.5	23	0.017	
			G1/2	<a href="#">3199 08 21</a>	7	24	13.5	19	23	0.027	
			G1/4	<a href="#">3199 10 13</a>	5.5	16	16	23.5	26.5	0.014	
			10	G3/8	<a href="#">3199 10 17</a>	5.5	20	16	22	26.5	0.017
			G1/2	<a href="#">3199 10 21</a>	7.5	24	16	22	26.5	0.026	
			G1/4	<a href="#">3199 12 13</a>	5.5	16	19	26.5	31	0.016	
			12	G3/8	<a href="#">3199 12 17</a>	5.5	20	19	25	31	0.019
			G1/2	<a href="#">3199 12 21</a>	7	24	19	25	31	0.029	
			14	G3/8	<a href="#">3199 14 17</a>	5.5	20	22	32.5	35.5	0.029
			G1/2	<a href="#">3199 14 21</a>	7	24	22	27	35.5	0.028	
			16	G3/8	<a href="#">3199 16 17</a>	7.5	27	27	54.5	39	0.101
			G1/2	<a href="#">3199 16 21</a>	9	27	27	54.5	39	0.097	

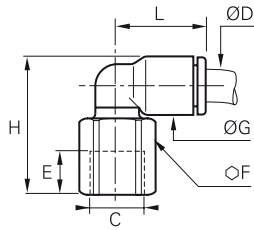
The body swivels for positioning purposes.  
\*Bi-material seal

# Stud Fittings

## 3192 Stud Elbow, Female BSPP Thread



Technical polymer, nickel-plated brass, NBR



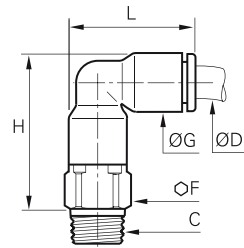
ØD	C		E	F	G	H	L	kg
4	G1/8	<a href="#">3192 04 10</a>	8.5	13	8.5	23	14	0.010
	G1/4	<a href="#">3192 04 13</a>	11.5	16	8.5	27	14	0.017
6	G1/8	<a href="#">3192 06 10</a>	8.5	13	10.5	25	16	0.010
	G1/4	<a href="#">3192 06 13</a>	11.5	16	10.5	29	16	0.017
8	G1/8	<a href="#">3192 08 10</a>	8.5	13	13.5	28	23	0.012
	G1/4	<a href="#">3192 08 13</a>	11.5	16	13.5	32	23	0.020
10	G3/8	<a href="#">3192 08 17</a>	12	19	13.5	33	23	0.026
	G1/4	<a href="#">3192 10 13</a>	11	16	16	34.5	26.5	0.020
	G3/8	<a href="#">3192 10 17</a>	12	19	16	35	26.5	0.025
12	G1/2	<a href="#">3192 10 21</a>	16	24	16	41	26.5	0.049
	G1/4	<a href="#">3192 12 13</a>	11	16	19	38	30.5	0.023
	G3/8	<a href="#">3192 12 17</a>	12	19	19	38.5	30.5	0.027
	G1/2	<a href="#">3192 12 21</a>	16	24	19	43.5	30.5	0.050

The body swivels for positioning purposes.

## 3129 Extended Stud Elbow, Male BSPT Thread



Technical polymer, nickel-plated brass, NBR



ØD	C		F	G	H	L	kg
4	R1/8	<a href="#">3129 04 10</a>	10	8.5	23	19	0.008
	R1/4	<a href="#">3129 04 13</a>	14	8.5	23.5	19	0.018
6	R1/8	<a href="#">3129 06 10</a>	10	10.5	27	22.5	0.010
	R1/4	<a href="#">3129 06 13</a>	14	10.5	27.5	22.5	0.020
8	R1/8	<a href="#">3129 08 10</a>	13	13.5	34.5	29.5	0.018
	R1/4	<a href="#">3129 08 13</a>	14	13.5	32.5	29.5	0.022
10	R3/8	<a href="#">3129 08 17</a>	17	13.5	33	29.5	0.032
	R1/4	<a href="#">3129 10 13</a>	15	16	39.5	34.5	0.031
	R3/8	<a href="#">3129 10 17</a>	17	16	39.5	34.5	0.041
12	R1/2	<a href="#">3129 10 21</a>	21	16	39.5	34.5	0.060
	R1/4	<a href="#">3129 12 13</a>	19	19	45.5	40.5	0.035
	R3/8	<a href="#">3129 12 17</a>	19	19	45.5	40.5	0.051
14	R1/2	<a href="#">3129 12 21</a>	21	19	45.5	40.5	0.065
	R3/8	<a href="#">3129 14 17</a>	21	22	51.5	46.5	0.064
	R1/2	<a href="#">3129 14 21</a>	21	22	51.5	46.5	0.070

Pre-coated thread

The body swivels for positioning purposes.

Parker Legris offers the solution to enable many types of configuration options.

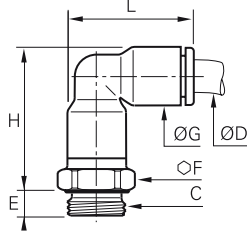


# Stud Fittings

## 3169 Extended Stud Elbow, Male BSPP and Metric Thread



Technical polymer, nickel-plated brass, NBR



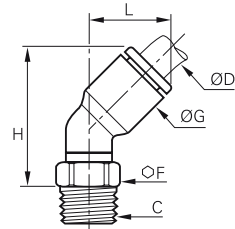
ØD	C		E	F	G	H	L	kg
4	M5x0.8	<a href="#">3169 04 19</a>	3.5	8	8.5	23	19	0.005
	M7x1	<a href="#">3169 04 55</a>	4.5	10	8.5	22.5	19	0.008
	G1/8	<a href="#">3169 04 10</a>	5	13	8.5	22.5	19	0.009
	G1/4	<a href="#">3169 04 13</a>	5.5	16	8.5	22.5	19	0.014
6	M5x0.8	<a href="#">3169 06 19</a>	3.5	10	10.5	27.5	23	0.008
	M7x1	<a href="#">3169 06 55</a>	4.5	10	10.5	26	23	0.012
	G1/8	<a href="#">3169 06 10</a>	5	13	10.5	27	23	0.011
	G1/4	<a href="#">3169 06 13</a>	5.5	16	10.5	27	23	0.016
8	G1/8	<a href="#">3169 08 10</a>	5	13	13.5	36	29.5	0.018
	G1/4	<a href="#">3169 08 13</a>	5.5	16	13.5	33	29.5	0.020
	G3/8	<a href="#">3169 08 17</a>	5.5	20	13.5	33	29.5	0.028
	G1/4	<a href="#">3169 10 13</a>	5.5	16	16	40.5	34.5	0.029
10	G3/8	<a href="#">3169 10 17</a>	5.5	20	16	40.5	34.5	0.037
	G1/2	<a href="#">3169 10 21</a>	7.5	24	16	40.5	34.5	0.042
12	G1/4	<a href="#">3169 12 13</a>	5.5	19	19	44.5	40.5	0.049
	G3/8	<a href="#">3169 12 17</a>	5.5	20	19	42	40.5	0.040
	G1/2	<a href="#">3169 12 21</a>	7.5	24	19	42	40.5	0.049
	G3/8	<a href="#">3169 14 17</a>	5.5	22	22	51	46.5	0.059
14	G1/2	<a href="#">3169 14 21</a>	7.5	24	22	48.5	46.5	0.063
	G3/8	<a href="#">3169 16 17</a>	7.5	27	27	82.5	52	0.220
16	G1/2	<a href="#">3169 16 21</a>	9	27	27	82.5	52	0.206

The body swivels for positioning purposes.

## 3113 45° Elbow, Male BSPT Thread



Technical polymer, nickel-plated brass, NBR



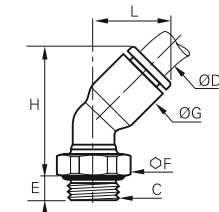
ØD	C		F	G	H	L	kg
4	R1/8	<a href="#">3113 04 10</a>	10	9	21	13	0.006
6	R1/8	<a href="#">3113 06 10</a>	10	11	24.5	14.5	0.006
	R1/4	<a href="#">3113 06 13</a>	14	11	25	14.5	0.015
8	R1/8	<a href="#">3113 08 10</a>	10	13.5	30	19.5	0.008
	R1/4	<a href="#">3113 08 13</a>	14	13.5	28.5	19.5	0.015
	R3/8	<a href="#">3113 08 17</a>	17	13.5	28.5	19.5	0.020
10	R1/4	<a href="#">3113 10 13</a>	15	16	33.5	23	0.014
	R3/8	<a href="#">3113 10 17</a>	17	16	33.5	23	0.019
	R1/2	<a href="#">3113 10 21</a>	21	16	34	23	0.100
12	R1/4	<a href="#">3113 12 13</a>	15	19	39	26	0.016
	R3/8	<a href="#">3113 12 17</a>	17	19	39	26	0.022
	R1/2	<a href="#">3113 12 21</a>	21	19	39	26	0.040

Pre-coated thread  
The body swivels for positioning purposes.  
This model prevents distortion of the tube.

## 3133 45° Elbow, Male BSPP and Metric Thread



Technical polymer, nickel-plated brass, NBR



ØD	C		E	F	G	H	L	kg
4	M5x0.8	<a href="#">3133 04 19</a>	3.5	8	9	23	13	0.003
	G1/8	<a href="#">3133 04 10</a>	4.5	13	9	20.5	13	0.006
6	M5x0.8	<a href="#">3133 06 19</a>	3.5	8	11	28	14.5	0.003
	G1/8	<a href="#">3133 06 10</a>	4.5	13	11	24	14.5	0.006
	G1/4	<a href="#">3133 06 13</a>	5.5	16	11	24	14.5	0.011
8	G1/8	<a href="#">3133 08 10</a>	4.5	13	13.5	31	19.5	0.011
	G1/4	<a href="#">3133 08 13</a>	5.5	16	13.5	29	19.5	0.012
	G3/8	<a href="#">3133 08 17</a>	5.5	20	13.5	29	19.5	0.020
10	G1/4	<a href="#">3133 10 13</a>	5.5	16	16	35	23	0.014
	G3/8	<a href="#">3133 10 17</a>	5.5	20	16	33.5	23	0.017
	G1/2	<a href="#">3133 10 21</a>	7	24	16	33.5	23	0.026
12	G1/4	<a href="#">3133 12 13</a>	5.5	16	19	40.5	26	0.016
	G3/8	<a href="#">3133 12 17</a>	5.5	20	19	39	26	0.019
	G1/2	<a href="#">3133 12 21</a>	7	24	19	39	26	0.028

The body swivels for positioning purposes.  
This model prevents distortion of the tube.

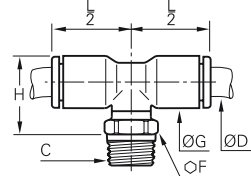
# Stud Fittings

## 3108

### Stud Branch Tee, Male BSPT Thread



Technical polymer, nickel-plated brass, NBR



ØD	C		F	G	H	L/2	kg
4	R1/8	<a href="#">3108 04 10</a>	10	8.5	15.5	14	0.006
	R1/4	<a href="#">3108 04 13</a>	14	8.5	16	14	0.015
6	R1/8	<a href="#">3108 06 10</a>	10	10.5	17.5	16	0.007
	R1/4	<a href="#">3108 06 13</a>	14	10.5	18	16	0.016
8	R1/8	<a href="#">3108 08 10</a>	10	13.5	22	23	0.009
	R1/4	<a href="#">3108 08 13</a>	14	13.5	21	23	0.016
	R3/8	<a href="#">3108 08 17</a>	17	13.5	21	23	0.020
10	R1/4	<a href="#">3108 10 13</a>	15	16	24	26.5	0.017
	R3/8	<a href="#">3108 10 17</a>	17	16	24	26.5	0.022
	R1/2	<a href="#">3108 10 21</a>	21	16	24	26.5	0.033
12	R1/4	<a href="#">3108 12 13</a>	15	19	27	31	0.021
	R3/8	<a href="#">3108 12 17</a>	17	19	27	31	0.026
	R1/2	<a href="#">3108 12 21</a>	21	19	27	31	0.037
14	R3/8	<a href="#">3108 14 17</a>	20	22	30.5	35	0.038
	R1/2	<a href="#">3108 14 21</a>	24	22	28.5	35	0.048
	R3/8	<a href="#">3108 16 17</a>	27	27	53	38.5	0.128
16	R1/2	<a href="#">3108 16 21</a>	27	27	53	38.5	0.124

Pre-coated thread

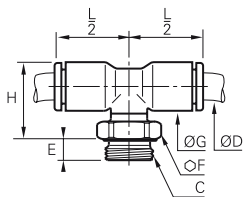
The body swivels for positioning purposes.

## 3198

### Stud Branch Tee, Male BSPP and Metric Thread



Technical polymer, nickel-plated brass, NBR



ØD	C		E	F	G	H	L/2	kg
4	M5x0.8	<a href="#">3198 04 19</a>	3.5	8	8.5	17.5	14	0.003
	G1/8	<a href="#">3198 04 10</a>	5	13	8.5	15	14	0.006
	G1/4	<a href="#">3198 04 13</a>	5.5	16	8.5	15	14	0.011
6	M5x0.8	<a href="#">3198 06 19</a>	3.5	8	10.5	19.5	16	0.004
	G1/8	<a href="#">3198 06 10</a>	5	13	10.5	17	16	0.007
	G1/4	<a href="#">3198 06 13</a>	5.5	16	10.5	17	16	0.012
8	G1/8	<a href="#">3198 08 10</a>	4.5	13	13.5	23.5	23	0.011
	G1/4	<a href="#">3198 08 13</a>	5.5	16	13.5	21.5	23	0.014
	G3/8	<a href="#">3198 08 17</a>	5.5	20	13.5	21.5	23	0.019
10	G1/4	<a href="#">3198 10 13</a>	5.5	16	16	26	26.5	0.017
	G3/8	<a href="#">3198 10 17</a>	5.5	20	16	24	26.5	0.020
	G1/2	<a href="#">3198 10 21</a>	7.5	24	16	24	26.5	0.029
12	G1/4	<a href="#">3198 12 13</a>	5.5	16	19	29	31	0.021
	G3/8	<a href="#">3198 12 17</a>	5.5	20	19	27	31	0.024
	G1/2	<a href="#">3198 12 21</a>	7	24	19	27	31	0.033
14	G3/8	<a href="#">3198 14 17</a>	5.5	20	22	32.5	35.5	0.036
	G1/2	<a href="#">3198 14 21</a>	7	24	22	27	35.5	0.036
	G3/8	<a href="#">3198 16 17</a>	7.5	27	27	54.5	38.5	0.121
16	G1/2	<a href="#">3198 16 21</a>	9	27	27	54.5	38.5	0.117

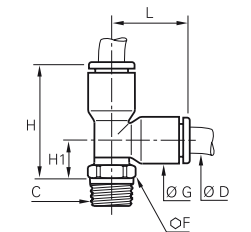
The body swivels for positioning purposes.

## 3103

### Stud Run Tee, BSPT Thread



Technical polymer, nickel-plated brass, NBR



ØD	C		F	G	H	H1	L	kg
4	R1/8	<a href="#">3103 04 10</a>	10	8.5	23.5	9	14.5	0.006
	R1/4	<a href="#">3103 04 13</a>	14	8.5	24	9.5	14.5	0.015
6	R1/8	<a href="#">3103 06 10</a>	10	10.5	27.5	10	17.5	0.007
	R1/4	<a href="#">3103 06 13</a>	14	10.5	28	10.5	17.5	0.016
8	R1/8	<a href="#">3103 08 10</a>	10	13.5	35	12	23	0.009
	R1/4	<a href="#">3103 08 13</a>	14	13.5	34	11	23	0.015
	R3/8	<a href="#">3103 08 17</a>	17	13.5	34	11	23	0.020
10	R1/4	<a href="#">3103 10 13</a>	15	16	40.5	14	26.5	0.017
	R3/8	<a href="#">3103 10 17</a>	17	16	40.5	14	26.5	0.022
	R1/2	<a href="#">3103 10 21</a>	21	16	40.5	14	26.5	0.033
12	R1/4	<a href="#">3103 12 13</a>	15	19	46.5	15.5	31	0.028
	R3/8	<a href="#">3103 12 17</a>	17	19	46.5	15.5	31	0.026
	R1/2	<a href="#">3103 12 21</a>	21	19	46.5	15.5	31	0.037
14	R3/8	<a href="#">3103 14 17</a>	20	22	55	19.5	35.5	0.037
	R1/2	<a href="#">3103 14 21</a>	24	22	52.5	17.5	35.5	0.048
	R3/8	<a href="#">3103 16 17</a>	27	27	78	27	38.5	0.126
16	R1/2	<a href="#">3103 16 21</a>	27	27	78	27	38.5	0.124

Pre-coated thread

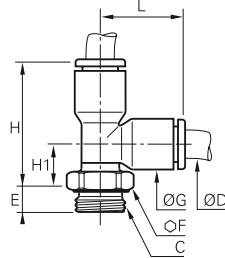
The body swivels for positioning purposes.

# Stud Fittings

## 3193 Stud Run Tee, Male BSPP and Metric Thread



Technical polymer, nickel-plated brass, NBR



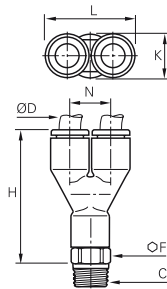
ØD	C		E	F	G	H	H1	L	kg
4	M5x0.8	<a href="#">3193 04 19</a>	3.5	8	8.5	26	11.5	14.5	0.003
	G1/8	<a href="#">3193 04 10</a>	5	13	8.5	23	8.5	14.5	0.006
	G1/4	<a href="#">3193 04 13</a>	5.5	16	8.5	23	8.5	14.5	0.011
6	M5x0.8	<a href="#">3193 06 19</a>	3.5	8	10.5	29.5	12.5	17.5	0.004
	G1/8	<a href="#">3193 06 10</a>	5	13	10.5	27	10	17.5	0.007
	G1/4	<a href="#">3193 06 13</a>	5.5	16	10.5	27	10	17.5	0.012
8	G1/8	<a href="#">3193 08 10</a>	4.5	13	13.5	36.5	14	23	0.011
	G1/4	<a href="#">3193 08 13</a>	5.5	16	13.5	34.5	12	23	0.014
	G3/8	<a href="#">3193 08 17</a>	5.5	20	13.5	34.5	12	23	0.019
10	G1/4	<a href="#">3193 10 13</a>	5.5	16	16	42	15.5	26.5	0.017
	G3/8	<a href="#">3193 10 17</a>	5.5	20	16	40.5	14	26.5	0.020
	G1/2	<a href="#">3193 10 21</a>	7.5	24	16	40.5	14	26.5	0.029
12	G1/4	<a href="#">3193 12 13</a>	5.5	16	19	48	17	31	0.021
	G3/8	<a href="#">3193 12 17</a>	5.5	20	19	46.5	15.5	31	0.024
	G1/2	<a href="#">3193 12 21</a>	7	24	19	46.5	15.5	31	0.038
14	G3/8	<a href="#">3193 14 17</a>	5.5	20	22	56.5	21.5	35.5	0.107
	G1/2	<a href="#">3193 14 21</a>	7	24	22	51	16	35.5	0.120
	G3/8	<a href="#">3193 16 17</a>	7.5	27	27	79.5	41	38.5	0.121
16	G1/2	<a href="#">3193 16 21</a>	9	27	27	79.5	41	38.5	0.117

The body swivels for positioning purposes.

## 3148 Y Piece, Male BSPT Thread



Technical polymer, nickel-plated brass, NBR



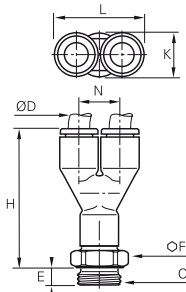
ØD	C		F	H	K	L	N	kg
4	R1/8	<a href="#">3148 04 10</a>	10	32.5	8.5	17.5	9	0.010
	R1/4	<a href="#">3148 04 13</a>	14	33	8.5	17.5	9	0.019
6	R1/8	<a href="#">3148 06 10</a>	10	39.5	10.5	21.5	11	0.011
	R1/4	<a href="#">3148 06 13</a>	14	40	10.5	21.5	11	0.021
8	R1/8	<a href="#">3148 08 10</a>	13	56.5	13.5	28	14.5	0.020
	R1/4	<a href="#">3148 08 13</a>	14	55.5	13.5	28	14.5	0.025
	R3/8	<a href="#">3148 08 17</a>	16	48.5	13.5	28	14.5	0.034
10	R1/4	<a href="#">3148 10 13</a>	14	60	19	39	20	0.033
	R3/8	<a href="#">3148 10 17</a>	16	60.5	19	39	20	0.042
	R1/2	<a href="#">3148 10 21</a>	24	61	19	39	20	0.062
12	R3/8	<a href="#">3148 12 17</a>	19	66	19	39	20	0.054
	R1/2	<a href="#">3148 12 21</a>	21	66	19	39	20	0.059

Pre-coated thread  
The body swivels for positioning purposes.

## 3158 Y Piece, Male BSPP and Metric Thread



Technical polymer, nickel-plated brass, NBR


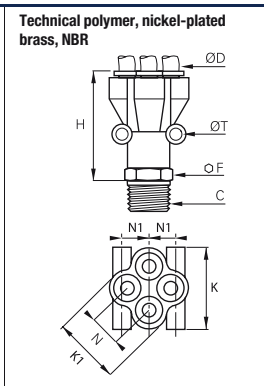



ØD	C		E	F	H	K	L	N	kg
4	M5x0.8	<a href="#">3158 04 19</a>	3.5	8	32.5	8.5	17.5	9	0.006
	G1/8	<a href="#">3158 04 10</a>	5	13	32	8.5	17.5	9	0.009
	G1/4	<a href="#">3158 04 13</a>	5.5	16	32.5	8.5	17.5	9	0.014
6	M5x0.8	<a href="#">3158 06 19</a>	3.5	10	39.5	10.5	21.5	11	0.009
	G1/8	<a href="#">3158 06 10</a>	5	13	39	10.5	21.5	11	0.012
	G1/4	<a href="#">3158 06 13</a>	5.5	16	39.5	10.5	21.5	11	0.017
8	G1/8	<a href="#">3158 08 10</a>	5	13	49	13.5	28	14.5	0.020
	G1/4	<a href="#">3158 08 13</a>	5.5	16	49.5	13.5	28	14.5	0.023
	G3/8	<a href="#">3158 08 17</a>	6	19	48	13.5	28	14.5	0.030
10	G1/4	<a href="#">3158 10 13</a>	5.5	16	58	16	33	17	0.031
	G3/8	<a href="#">3158 10 17</a>	6	20	57.5	16	33	17	0.039
	G1/2	<a href="#">3158 10 21</a>	7	24	58	16	33	17	0.053
12	G3/8	<a href="#">3158 12 17</a>	6	20	62	19	39	20	0.044
	G1/2	<a href="#">3158 12 21</a>	7	24	63	19	39	20	0.049

The body swivels for positioning purposes.


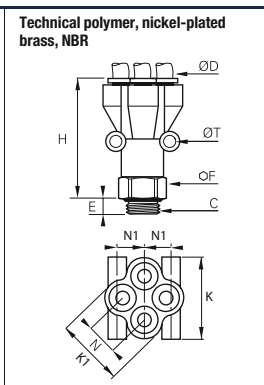

# Stud Fittings

## 3112 Double Y Piece, Male BSPT Thread

	<p>Technical polymer, nickel-plated brass, NBR</p> 	<p><b>ØD</b>   <b>C</b>   </p>	<b>F</b>	<b>H</b>	<b>K</b>	<b>K1</b>	<b>N</b>	<b>N1</b>	<b>ØT</b>	<b>kg</b>	
		<p>4   R1/8   <a href="#">3112 04 10</a></p> <p>4   R1/4   <a href="#">3112 04 13</a></p> <p>6   R1/8   <a href="#">3112 06 10</a></p> <p>6   R1/4   <a href="#">3112 06 13</a></p>	13	41.5	25.5	21	10	8.5	3.7	0.023	0.027


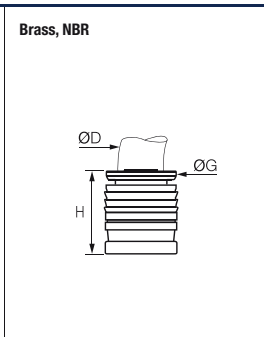

Pre-coated thread  
The body swivels for positioning purposes.

## 3132 Double Y, Male BSPP Thread

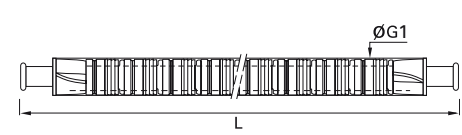
	<p>Technical polymer, nickel-plated brass, NBR</p> 	<p><b>ØD</b>   <b>C</b>   </p>	<b>E</b>	<b>F</b>	<b>H</b>	<b>K</b>	<b>K1</b>	<b>N</b>	<b>N1</b>	<b>ØT</b>	<b>kg</b>
		<p>4   G1/8   <a href="#">3132 04 10</a></p> <p>4   G1/4   <a href="#">3132 04 13</a></p> <p>6   G1/8   <a href="#">3132 06 10</a></p> <p>6   G1/4   <a href="#">3132 06 13</a></p>	5	13	41	25.5	21	10	8.5	3.7	0.025

The body swivels for positioning purposes.


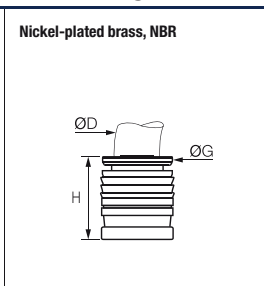

## 3100 Carstick® Cartridge

	<p>Brass, NBR</p> 	<p><b>ØD</b>   </p>	<b>G</b>	<b>G1</b>	<b>H</b>	<b>L</b>	<b>kg</b>		
		<p>4   <a href="#">3100 04 00</a></p> <p>6   <a href="#">3100 06 00</a></p> <p>8   <a href="#">3100 08 00</a></p> <p>10   <a href="#">3100 10 00</a></p> <p>12   <a href="#">3100 12 00</a></p>	8	11	10	554	0.001	0.002	0.002

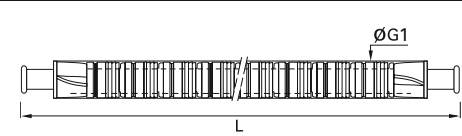
50 cartridges per Carstick®  
Cavity dimensions are available in chapter 2.



## 3100 Carstick® Cartridge

	<p>Nickel-plated brass, NBR</p> 	<p><b>ØD</b>   </p>	<b>G</b>	<b>G1</b>	<b>H</b>	<b>L</b>	<b>kg</b>
		<p>1/8   <a href="#">3100 53 00 99</a></p> <p>1/4   <a href="#">3100 56 00 99</a></p> <p>3/8   <a href="#">3100 60 00 99</a></p>	7	10	9	508	0.002


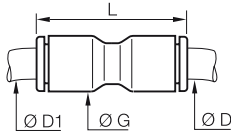

50 cartridges per Carstick®  
Cavity dimensions are available in chapter 2.



Other products are available upon request; please do not hesitate to consult us.


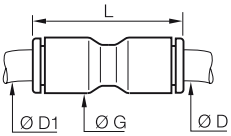

# Tube-to-Tube Fittings

## 3106 Equal and Unequal Tube-to-Tube Connector

	Technical polymer, NBR  	<b>ØD</b>	<b>ØD1</b>		<b>G</b>	<b>L</b>	<b>kg</b>
		3	3	<a href="#">3106 03 00</a>	8.5	25	0.002
			4	<a href="#">3106 03 04</a>	8.5	25	0.002
			1/4	<a href="#">3106 04 56</a>	11	29.5	0.010
		4	4	<a href="#">3106 04 00</a>	8.5	25	0.001
			6	<a href="#">3106 04 06</a>	11	28	0.002
			8	<a href="#">3106 04 08</a>	13.5	38	0.005
			1/4	<a href="#">3106 06 56</a>	13.5	36	0.009
		6	6	<a href="#">3106 06 00</a>	10.5	28.5	0.002
			8	<a href="#">3106 06 08</a>	13.5	38	0.005
			10	<a href="#">3106 06 10</a>	16	42	0.007
		8	8	<a href="#">3106 08 00</a>	13.5	38	0.004
			10	<a href="#">3106 08 10</a>	16	42	0.008
			12	<a href="#">3106 08 12</a>	19	50.5	0.026
		10	10	<a href="#">3106 10 00</a>	16	42	0.006
			12	<a href="#">3106 10 12</a>	19	50.5	0.022
			1/2	<a href="#">3106 12 62</a>	22	56.5	0.024
		12	12	<a href="#">3106 12 00</a>	19	50.5	0.009
			14	<a href="#">3106 12 14</a>	22	56	0.026
			16	<a href="#">3106 12 16</a>	27	61	0.066
14	14	<a href="#">3106 14 00</a>	22	56	0.014		
16	16	<a href="#">3106 16 00</a>	27	60.5	0.041		


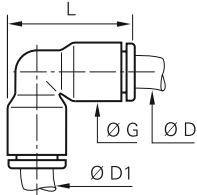

## 3106 Equal and Unequal Tube-to-Tube Connector

Inch

	Technical polymer, NBR  	<b>ØD</b>	<b>ØD1</b>		<b>G</b>	<b>L</b>	<b>kg</b>
		1/4	1/4	<a href="#">3106 56 00</a>	10.9	29.5	0.002
			3/8	<a href="#">3106 60 00</a>	16	42	0.006
		3/8	10	<a href="#">3106 60 10</a>	12	50.5	0.029
			1/4	<a href="#">3106 60 56</a>	16	41	0.016
		1/2	1/2	<a href="#">3106 62 00</a>	22	55	0.015


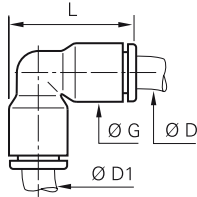

5/32" (4 mm) and 5/16" (8 mm) also available

## 3102 Equal and Unequal Elbow

	Technical polymer, NBR  	<b>ØD</b>	<b>ØD1</b>		<b>G</b>	<b>L</b>	<b>kg</b>
		4	4	<a href="#">3102 04 00</a>	8.5	19	0.001
			6	<a href="#">3102 04 06</a>	10.5	22.5	0.004
		6	6	<a href="#">3102 06 00</a>	10.5	22.5	0.002
			8	<a href="#">3102 06 08</a>	13.5	29.5	0.009
		8	8	<a href="#">3102 08 00</a>	13.5	29.5	0.004
			10	<a href="#">3102 08 10</a>	16	34.5	0.031
			10	<a href="#">3102 10 00</a>	16	34.5	0.006
		10	12	<a href="#">3102 10 12</a>	19	40.5	0.022
			12	<a href="#">3102 12 00</a>	19	40.5	0.010
		14	14	<a href="#">3102 14 00</a>	22	46.5	0.015
		16	16	<a href="#">3102 16 00</a>	27	52	0.043

## 3102 Equal Elbow

Inch

	Technical polymer, NBR  	<b>ØD</b>	<b>ØD1</b>		<b>G</b>	<b>L</b>	<b>kg</b>
		1/4	1/4	<a href="#">3102 56 00</a>	11	23.5	0.002
		3/8	3/8	<a href="#">3102 60 00</a>	16	34	0.006
		1/2	1/2	<a href="#">3102 62 00</a>	22	35	0.018

5/32" (4 mm) and 5/16" (8 mm) also available

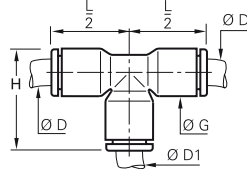
# Tube-to-Tube Fittings


## 3104

### Equal and Unequal Tee



Technical polymer, NBR



ØD	ØD1		G	H	L/2	kg
3	3	<a href="#">3104 03 00</a>	8.5	19	14.5	0.004
4	4	<a href="#">3104 04 00</a>	8.5	19	14.5	0.002
	6	<a href="#">3104 04 06</a>	10.5	22.5	17.5	0.007
6	4	<a href="#">3104 06 04</a>	10.5	22.5	17.5	0.005
	6	<a href="#">3104 06 00</a>	10.5	22.5	17.5	0.003
8	8	<a href="#">3104 06 08</a>	13.5	29.5	23	0.015
	4	<a href="#">3104 08 04</a>	13.5	29	22.5	0.114
	6	<a href="#">3104 08 06</a>	13.5	29.5	23	0.010
	8	<a href="#">3104 08 00</a>	13.5	29.5	23	0.006
10	10	<a href="#">3104 08 10</a>	16	34.5	26.5	0.021
	4	<a href="#">3104 10 04</a>	16	39	31	0.027
	8	<a href="#">3104 10 08</a>	16	34.5	26.5	0.014
	10	<a href="#">3104 10 00</a>	16	34.5	26.5	0.009
12	12	<a href="#">3104 10 12</a>	19	40.5	31	0.036
	4	<a href="#">3104 12 04</a>	19	39	31	0.034
	10	<a href="#">3104 12 10</a>	19	40.5	31	0.024
14	12	<a href="#">3104 12 00</a>	19	40.5	31	0.014
	8	<a href="#">3104 14 08</a>	22	46	35.5	0.054
16	14	<a href="#">3104 14 00</a>	22	46	35.5	0.023
	12	<a href="#">3104 16 12</a>	27	52.5	39	0.088
16	16	<a href="#">3104 16 00</a>	27	52	39	0.063

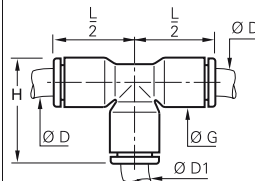
## 3104


### Equal and Unequal Tee

Inch



Technical polymer, NBR



ØD	ØD1		G	H	L/2	kg
5/32	1/4	<a href="#">3104 04 56</a>	11	23.5	18	0.014
1/8	1/8	<a href="#">3104 53 00</a>	8.4	19	14.5	0.003
	1/4	<a href="#">3104 53 56</a>	11	23.5	18	0.011
3/16	3/16	<a href="#">3104 55 00</a>	10.9	27.2	21.6	0.015
1/4	5/32	<a href="#">3104 56 04</a>	11	23.5	18.5	0.014
	1/4	<a href="#">3104 56 00</a>	11	23	24	0.003
	1/8	<a href="#">3104 56 53</a>	11	23.5	18.5	0.007
	3/8	<a href="#">3104 56 60</a>	16	33.5	24.5	0.017
3/8	1/4	<a href="#">3104 60 56</a>	16	32.5	25.5	0.019
	1/2	<a href="#">3104 60 62</a>	22	46	35	0.070
	3/8	<a href="#">3104 60 00</a>	16	34	26	0.009
1/2	1/2	<a href="#">3104 62 00</a>	22	46	35	0.026
	1/4	<a href="#">3104 62 56</a>	22.1	45.2	35.3	0.021
	3/8	<a href="#">3104 62 60</a>	22	46	35	0.060

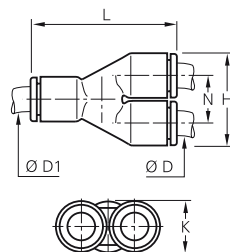
5/32" (4 mm) and 5/16" (8 mm) also available


## 3140

### Equal and Unequal Single Y Piece



Technical polymer, NBR



ØD	ØD1		H	K	L	N	kg
4	4	<a href="#">3140 04 00</a>	17.5	8.5	28.5	9	0.002
	6	<a href="#">3140 04 06</a>	17.5	10.5	33	9	0.003
6	6	<a href="#">3140 06 00</a>	21.5	10.5	35	11	0.003
	8	<a href="#">3140 06 08</a>	22.5	13.5	41	11.5	0.005
8	8	<a href="#">3140 08 00</a>	28	13.5	45	14.5	0.007
	10	<a href="#">3140 08 10</a>	28	16	47	14.5	0.011
10	10	<a href="#">3140 10 00</a>	33	16	53	17	0.010
	12	<a href="#">3140 10 12</a>	33	19	57	17	0.018
12	12	<a href="#">3140 12 00</a>	39	19	57	17	0.028

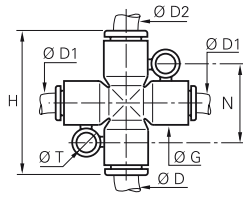
# Tube-to-Tube Fittings


## 3107

### Equal and Unequal Cross



Technical polymer, NBR



ØD	ØD1	ØD2		G	H	N	ØT	kg
4	4	4	3107 04 00	11	36	20	4.2	0.013
6	4	6	3107 04 06	11	36	20	4.2	0.010
4	4	6	3107 06 04	11	36	20	4.2	0.011
6	6	6	3107 06 00	11	36	20	4.2	0.005
8	6	8	3107 06 08	11	46	22.5	4.2	0.018
6	6	8	3107 08 06	13.5	46	22.5	4.2	0.023
8	8	8	3107 08 00	13.5	46	22.5	4.2	0.020


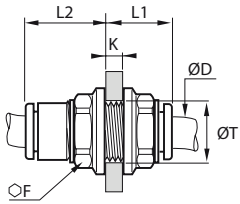

Boxes protect the contents and are designed to meet your requirements:

- part numbers and corresponding product pictures allow for immediate visual identification
- bar codes
- easy storage
- tamper-proof system of opening/closing
- recyclable material


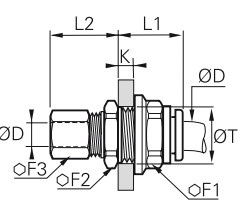



# Bulkhead Connector Fittings

## 3116 Equal Bulkhead Connector


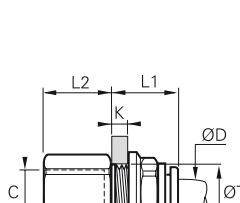

	Technical polymer, NBR		<b>ØD</b>		<b>F</b>	<b>K<sub>max</sub></b>	<b>L1</b>	<b>L2</b>	<b>ØT<sub>min</sub></b>	<b>kg</b>																																						
	<table border="1"> <tr><td>4</td><td><a href="#">3116 04 00</a></td><td>13</td><td>5.5</td><td>15</td><td>10</td><td>10.5</td><td>0.003</td></tr> <tr><td>6</td><td><a href="#">3116 06 00</a></td><td>15</td><td>8.5</td><td>18</td><td>10.5</td><td>12.5</td><td>0.004</td></tr> <tr><td>8</td><td><a href="#">3116 08 00</a></td><td>18</td><td>14.5</td><td>25</td><td>13.5</td><td>15.5</td><td>0.007</td></tr> <tr><td>10</td><td><a href="#">3116 10 00</a></td><td>22</td><td>14.5</td><td>27.5</td><td>15.5</td><td>18.5</td><td>0.015</td></tr> <tr><td>12</td><td><a href="#">3116 12 00</a></td><td>26</td><td>18.5</td><td>33</td><td>18</td><td>22.5</td><td>0.019</td></tr> <tr><td>14</td><td><a href="#">3116 14 00</a></td><td>29</td><td>20.5</td><td>37.5</td><td>20.5</td><td>25.5</td><td>0.028</td></tr> </table>		4	<a href="#">3116 04 00</a>	13	5.5	15	10	10.5	0.003	6	<a href="#">3116 06 00</a>	15	8.5	18	10.5	12.5	0.004	8	<a href="#">3116 08 00</a>	18	14.5	25	13.5	15.5	0.007	10	<a href="#">3116 10 00</a>	22	14.5	27.5	15.5	18.5	0.015	12	<a href="#">3116 12 00</a>	26	18.5	33	18	22.5	0.019	14	<a href="#">3116 14 00</a>	29	20.5	37.5	20.5
4	<a href="#">3116 04 00</a>	13	5.5	15	10	10.5	0.003																																									
6	<a href="#">3116 06 00</a>	15	8.5	18	10.5	12.5	0.004																																									
8	<a href="#">3116 08 00</a>	18	14.5	25	13.5	15.5	0.007																																									
10	<a href="#">3116 10 00</a>	22	14.5	27.5	15.5	18.5	0.015																																									
12	<a href="#">3116 12 00</a>	26	18.5	33	18	22.5	0.019																																									
14	<a href="#">3116 14 00</a>	29	20.5	37.5	20.5	25.5	0.028																																									

## 3146 Equal Mixed Bulkhead Connector


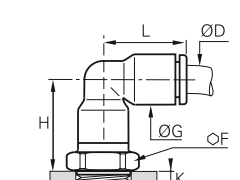

	Nickel-plated brass, NBR		<b>ØD</b>		<b>F1</b>	<b>F2</b>	<b>F3</b>	<b>K<sub>max</sub></b>	<b>L1</b>	<b>L2</b>	<b>ØT<sub>min</sub></b>	<b>kg</b>																																																
	<table border="1"> <tr><td>4</td><td><a href="#">3146 04 00</a></td><td>13</td><td>13</td><td>10</td><td>7</td><td>17.5</td><td>17.5</td><td>10.5</td><td>0.018</td></tr> <tr><td>6</td><td><a href="#">3146 06 00</a></td><td>15</td><td>17</td><td>13</td><td>8</td><td>19</td><td>18</td><td>12.5</td><td>0.029</td></tr> <tr><td>8</td><td><a href="#">3146 08 00</a></td><td>18</td><td>19</td><td>14</td><td>8</td><td>20.5</td><td>20.5</td><td>15.5</td><td>0.036</td></tr> <tr><td>10</td><td><a href="#">3146 10 00</a></td><td>22</td><td>22</td><td>19</td><td>8.5</td><td>23</td><td>24.5</td><td>18.5</td><td>0.065</td></tr> <tr><td>12</td><td><a href="#">3146 12 00</a></td><td>26</td><td>25</td><td>22</td><td>8.5</td><td>27</td><td>25</td><td>22.5</td><td>0.096</td></tr> <tr><td>14</td><td><a href="#">3146 14 00</a></td><td>29</td><td>29</td><td>24</td><td>10.5</td><td>27</td><td>27</td><td>25.5</td><td>0.125</td></tr> </table>		4	<a href="#">3146 04 00</a>	13	13	10	7	17.5	17.5	10.5	0.018	6	<a href="#">3146 06 00</a>	15	17	13	8	19	18	12.5	0.029	8	<a href="#">3146 08 00</a>	18	19	14	8	20.5	20.5	15.5	0.036	10	<a href="#">3146 10 00</a>	22	22	19	8.5	23	24.5	18.5	0.065	12	<a href="#">3146 12 00</a>	26	25	22	8.5	27	25	22.5	0.096	14	<a href="#">3146 14 00</a>	29	29	24	10.5	27	27
4	<a href="#">3146 04 00</a>	13	13	10	7	17.5	17.5	10.5	0.018																																																			
6	<a href="#">3146 06 00</a>	15	17	13	8	19	18	12.5	0.029																																																			
8	<a href="#">3146 08 00</a>	18	19	14	8	20.5	20.5	15.5	0.036																																																			
10	<a href="#">3146 10 00</a>	22	22	19	8.5	23	24.5	18.5	0.065																																																			
12	<a href="#">3146 12 00</a>	26	25	22	8.5	27	25	22.5	0.096																																																			
14	<a href="#">3146 14 00</a>	29	29	24	10.5	27	27	25.5	0.125																																																			

Push-in connection with compression fitting

## 3136 Bulkhead Connector, Female BSPP Thread

	Nickel-plated brass, NBR		<b>ØD</b>	<b>C</b>		<b>E</b>	<b>F1</b>	<b>F2</b>	<b>K<sub>max</sub></b>	<b>L1</b>	<b>L2</b>	<b>ØT<sub>min</sub></b>	<b>kg</b>																																																																																																							
	<table border="1"> <tr><td rowspan="2">4</td><td>G1/8</td><td><a href="#">3136 04 10</a></td><td>9.5</td><td>13</td><td>13</td><td>7</td><td>17</td><td>11.5</td><td>10.5</td><td>0.015</td></tr> <tr><td>G1/4</td><td><a href="#">3136 04 13</a></td><td>13.5</td><td>13</td><td>16</td><td>7</td><td>17</td><td>15.5</td><td>10.5</td><td>0.021</td></tr> <tr><td rowspan="2">6</td><td>G1/8</td><td><a href="#">3136 06 10</a></td><td>9.5</td><td>15</td><td>15</td><td>8</td><td>19</td><td>10.5</td><td>12.5</td><td>0.020</td></tr> <tr><td>G1/4</td><td><a href="#">3136 06 13</a></td><td>13.5</td><td>15</td><td>17</td><td>7</td><td>19</td><td>15.5</td><td>12.5</td><td>0.027</td></tr> <tr><td rowspan="2">8</td><td>G1/8</td><td><a href="#">3136 08 10</a></td><td>9.5</td><td>18</td><td>17</td><td>8</td><td>20.5</td><td>10.5</td><td>15.5</td><td>0.029</td></tr> <tr><td>G1/4</td><td><a href="#">3136 08 13</a></td><td>13.5</td><td>18</td><td>17</td><td>8</td><td>20.5</td><td>14.5</td><td>15.5</td><td>0.029</td></tr> <tr><td rowspan="2">10</td><td>G3/8</td><td><a href="#">3136 10 17</a></td><td>14</td><td>22</td><td>22</td><td>8.5</td><td>23</td><td>16</td><td>18.5</td><td>0.051</td></tr> <tr><td>G3/8</td><td><a href="#">3136 12 17</a></td><td>14</td><td>26</td><td>24</td><td>8.5</td><td>27</td><td>16</td><td>22.5</td><td>0.078</td></tr> <tr><td rowspan="2">12</td><td>G1/2</td><td><a href="#">3136 12 21</a></td><td>19.5</td><td>26</td><td>27</td><td>8.5</td><td>27</td><td>21.5</td><td>22.5</td><td>0.097</td></tr> <tr><td>G3/8</td><td><a href="#">3136 16 17</a></td><td>12</td><td>29</td><td>29</td><td>10.5</td><td>30</td><td>15</td><td>27.5</td><td>0.125</td></tr> <tr><td>16</td><td>G1/2</td><td><a href="#">3136 16 21</a></td><td>15</td><td>29</td><td>29</td><td>10.5</td><td>30</td><td>19.5</td><td>27.5</td><td>0.126</td></tr> </table>		4	G1/8	<a href="#">3136 04 10</a>	9.5	13	13	7	17	11.5	10.5	0.015	G1/4	<a href="#">3136 04 13</a>	13.5	13	16	7	17	15.5	10.5	0.021	6	G1/8	<a href="#">3136 06 10</a>	9.5	15	15	8	19	10.5	12.5	0.020	G1/4	<a href="#">3136 06 13</a>	13.5	15	17	7	19	15.5	12.5	0.027	8	G1/8	<a href="#">3136 08 10</a>	9.5	18	17	8	20.5	10.5	15.5	0.029	G1/4	<a href="#">3136 08 13</a>	13.5	18	17	8	20.5	14.5	15.5	0.029	10	G3/8	<a href="#">3136 10 17</a>	14	22	22	8.5	23	16	18.5	0.051	G3/8	<a href="#">3136 12 17</a>	14	26	24	8.5	27	16	22.5	0.078	12	G1/2	<a href="#">3136 12 21</a>	19.5	26	27	8.5	27	21.5	22.5	0.097	G3/8	<a href="#">3136 16 17</a>	12	29	29	10.5	30	15	27.5	0.125	16	G1/2	<a href="#">3136 16 21</a>	15	29	29	10.5	30	19.5
4	G1/8	<a href="#">3136 04 10</a>		9.5	13	13	7	17	11.5	10.5	0.015																																																																																																									
	G1/4	<a href="#">3136 04 13</a>	13.5	13	16	7	17	15.5	10.5	0.021																																																																																																										
6	G1/8	<a href="#">3136 06 10</a>	9.5	15	15	8	19	10.5	12.5	0.020																																																																																																										
	G1/4	<a href="#">3136 06 13</a>	13.5	15	17	7	19	15.5	12.5	0.027																																																																																																										
8	G1/8	<a href="#">3136 08 10</a>	9.5	18	17	8	20.5	10.5	15.5	0.029																																																																																																										
	G1/4	<a href="#">3136 08 13</a>	13.5	18	17	8	20.5	14.5	15.5	0.029																																																																																																										
10	G3/8	<a href="#">3136 10 17</a>	14	22	22	8.5	23	16	18.5	0.051																																																																																																										
	G3/8	<a href="#">3136 12 17</a>	14	26	24	8.5	27	16	22.5	0.078																																																																																																										
12	G1/2	<a href="#">3136 12 21</a>	19.5	26	27	8.5	27	21.5	22.5	0.097																																																																																																										
	G3/8	<a href="#">3136 16 17</a>	12	29	29	10.5	30	15	27.5	0.125																																																																																																										
16	G1/2	<a href="#">3136 16 21</a>	15	29	29	10.5	30	19.5	27.5	0.126																																																																																																										


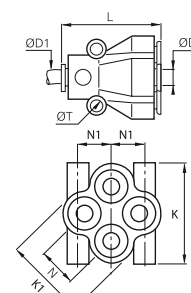

## 3139 Equal Bulkhead Elbow

	Technical polymer, nickel-plated brass, NBR		<b>ØD</b>		<b>F</b>	<b>G</b>	<b>H</b>	<b>K<sub>max</sub></b>	<b>L</b>	<b>ØT<sub>min</sub></b>	<b>kg</b>																																											
	<table border="1"> <tr><td>4</td><td><a href="#">3139 04 00</a></td><td>13</td><td>8.5</td><td>17</td><td>6.5</td><td>14.5</td><td>10.5</td><td>0.014</td></tr> <tr><td>6</td><td><a href="#">3139 06 00</a></td><td>15</td><td>10.5</td><td>19.5</td><td>7</td><td>17.5</td><td>12.5</td><td>0.021</td></tr> <tr><td>8</td><td><a href="#">3139 08 00</a></td><td>18</td><td>13.5</td><td>24</td><td>8</td><td>23</td><td>15.5</td><td>0.032</td></tr> <tr><td>10</td><td><a href="#">3139 10 00</a></td><td>22</td><td>16</td><td>28</td><td>8.5</td><td>26</td><td>18.5</td><td>0.050</td></tr> <tr><td>12</td><td><a href="#">3139 12 00</a></td><td>26</td><td>19</td><td>33</td><td>8.5</td><td>31</td><td>22.5</td><td>0.086</td></tr> <tr><td>14</td><td><a href="#">3139 14 00</a></td><td>29</td><td>25.5</td><td>37.5</td><td>10.5</td><td>36</td><td>25.5</td><td>0.116</td></tr> </table>		4	<a href="#">3139 04 00</a>	13	8.5	17	6.5	14.5	10.5	0.014	6	<a href="#">3139 06 00</a>	15	10.5	19.5	7	17.5	12.5	0.021	8	<a href="#">3139 08 00</a>	18	13.5	24	8	23	15.5	0.032	10	<a href="#">3139 10 00</a>	22	16	28	8.5	26	18.5	0.050	12	<a href="#">3139 12 00</a>	26	19	33	8.5	31	22.5	0.086	14	<a href="#">3139 14 00</a>	29	25.5	37.5	10.5	36
4	<a href="#">3139 04 00</a>	13	8.5	17	6.5	14.5	10.5	0.014																																														
6	<a href="#">3139 06 00</a>	15	10.5	19.5	7	17.5	12.5	0.021																																														
8	<a href="#">3139 08 00</a>	18	13.5	24	8	23	15.5	0.032																																														
10	<a href="#">3139 10 00</a>	22	16	28	8.5	26	18.5	0.050																																														
12	<a href="#">3139 12 00</a>	26	19	33	8.5	31	22.5	0.086																																														
14	<a href="#">3139 14 00</a>	29	25.5	37.5	10.5	36	25.5	0.116																																														


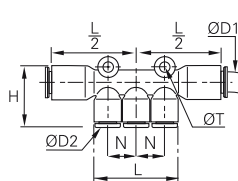

The body swivels for positioning purposes.

# Multiple Fittings


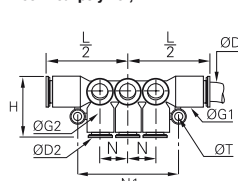

## 3144 Equal and Unequal Multiple Y Piece

	<p>Technical polymer, NBR</p> 	<p>ØD ØD1 </p>	<p>K K1 L N N1 ØT kg</p>																																				
		<table border="1"> <tr> <td rowspan="2">4</td> <td>4</td> <td><a href="#">3144 04 04</a></td> <td>25.5</td> <td>21</td> <td>30.5</td> <td>10</td> <td>8.5</td> <td>3.7</td> <td>0.015</td> </tr> <tr> <td>6</td> <td><a href="#">3144 04 06</a></td> <td>26</td> <td>21</td> <td>30.5</td> <td>10</td> <td>10</td> <td>3.7</td> <td>0.013</td> </tr> <tr> <td rowspan="2">6</td> <td>6</td> <td><a href="#">3144 06 06</a></td> <td>31.5</td> <td>26.5</td> <td>37.5</td> <td>12</td> <td>8.5</td> <td>3.7</td> <td>0.034</td> </tr> <tr> <td>8</td> <td><a href="#">3144 06 08</a></td> <td>31.5</td> <td>26.5</td> <td>38</td> <td>12</td> <td>10</td> <td>3.7</td> <td>0.026</td> </tr> </table>	4	4	<a href="#">3144 04 04</a>	25.5	21	30.5	10	8.5	3.7	0.015	6	<a href="#">3144 04 06</a>	26	21	30.5	10	10	3.7	0.013	6	6	<a href="#">3144 06 06</a>	31.5	26.5	37.5	12	8.5	3.7	0.034	8	<a href="#">3144 06 08</a>	31.5	26.5	38	12	10	3.7
4	4	<a href="#">3144 04 04</a>		25.5	21	30.5	10	8.5	3.7	0.015																													
	6	<a href="#">3144 04 06</a>	26	21	30.5	10	10	3.7	0.013																														
6	6	<a href="#">3144 06 06</a>	31.5	26.5	37.5	12	8.5	3.7	0.034																														
	8	<a href="#">3144 06 08</a>	31.5	26.5	38	12	10	3.7	0.026																														


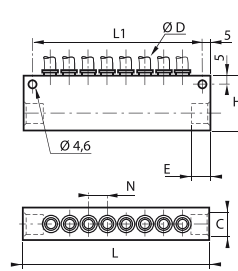

## 3304 Multiple Tee

	<p>Technical polymer, NBR</p> 	<p>ØD1 ØD2 </p>	<p>H L L/2 N ØT kg</p>																																									
		<table border="1"> <tr> <td rowspan="2">6</td> <td>4</td> <td><a href="#">3304 06 04</a></td> <td>24.5</td> <td>34</td> <td>37</td> <td>11.5</td> <td>4.2</td> <td>0.015</td> </tr> <tr> <td>8</td> <td><a href="#">3304 08 04</a></td> <td>24.5</td> <td>34</td> <td>37</td> <td>11.5</td> <td>4.2</td> <td>0.012</td> </tr> <tr> <td rowspan="2">8</td> <td>6</td> <td><a href="#">3304 08 06</a></td> <td>24.5</td> <td>34</td> <td>37</td> <td>11.5</td> <td>4.2</td> <td>0.010</td> </tr> <tr> <td>10</td> <td><a href="#">3304 10 06</a></td> <td>36</td> <td>44</td> <td>40.5</td> <td>14.5</td> <td>4.2</td> <td>0.019</td> </tr> <tr> <td>10</td> <td>8</td> <td><a href="#">3304 10 08</a></td> <td>36</td> <td>44</td> <td>40.5</td> <td>15.5</td> <td>4.2</td> <td>0.015</td> </tr> </table>	6	4	<a href="#">3304 06 04</a>	24.5	34	37	11.5	4.2	0.015	8	<a href="#">3304 08 04</a>	24.5	34	37	11.5	4.2	0.012	8	6	<a href="#">3304 08 06</a>	24.5	34	37	11.5	4.2	0.010	10	<a href="#">3304 10 06</a>	36	44	40.5	14.5	4.2	0.019	10	8	<a href="#">3304 10 08</a>	36	44	40.5	15.5	4.2
6	4	<a href="#">3304 06 04</a>		24.5	34	37	11.5	4.2	0.015																																			
	8	<a href="#">3304 08 04</a>	24.5	34	37	11.5	4.2	0.012																																				
8	6	<a href="#">3304 08 06</a>	24.5	34	37	11.5	4.2	0.010																																				
	10	<a href="#">3304 10 06</a>	36	44	40.5	14.5	4.2	0.019																																				
10	8	<a href="#">3304 10 08</a>	36	44	40.5	15.5	4.2	0.015																																				

## 3306 90° Multiple Elbow



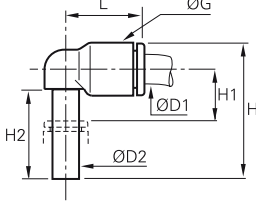
	<p>Technical polymer, NBR</p> 	<p>ØD1 ØD2 </p>	<p>G G1 H L/2 N N1 ØT kg</p>																																																			
		<table border="1"> <tr> <td rowspan="2">6</td> <td>4</td> <td><a href="#">3306 06 04</a></td> <td>13.5</td> <td>11</td> <td>18.5</td> <td>36</td> <td>43</td> <td>11.5</td> <td>4.2</td> <td>0.034</td> </tr> <tr> <td>8</td> <td><a href="#">3306 08 04</a></td> <td>13.5</td> <td>11</td> <td>18.5</td> <td>36.5</td> <td>43</td> <td>11.5</td> <td>4.2</td> <td>0.025</td> </tr> <tr> <td rowspan="2">8</td> <td>6</td> <td><a href="#">3306 08 06</a></td> <td>13.5</td> <td>11</td> <td>18.5</td> <td>36.5</td> <td>43</td> <td>11.5</td> <td>4.2</td> <td>0.022</td> </tr> <tr> <td>10</td> <td><a href="#">3306 10 06</a></td> <td>16</td> <td>13.5</td> <td>23</td> <td>42</td> <td>52</td> <td>14.5</td> <td>4.2</td> <td>0.048</td> </tr> <tr> <td>10</td> <td>8</td> <td><a href="#">3306 10 08</a></td> <td>16</td> <td>13.5</td> <td>23.5</td> <td>42</td> <td>52</td> <td>14.5</td> <td>4.2</td> <td>0.036</td> </tr> </table>	6	4	<a href="#">3306 06 04</a>	13.5	11	18.5	36	43	11.5	4.2	0.034	8	<a href="#">3306 08 04</a>	13.5	11	18.5	36.5	43	11.5	4.2	0.025	8	6	<a href="#">3306 08 06</a>	13.5	11	18.5	36.5	43	11.5	4.2	0.022	10	<a href="#">3306 10 06</a>	16	13.5	23	42	52	14.5	4.2	0.048	10	8	<a href="#">3306 10 08</a>	16	13.5	23.5	42	52	14.5	4.2
6	4	<a href="#">3306 06 04</a>		13.5	11	18.5	36	43	11.5	4.2	0.034																																											
	8	<a href="#">3306 08 04</a>	13.5	11	18.5	36.5	43	11.5	4.2	0.025																																												
8	6	<a href="#">3306 08 06</a>	13.5	11	18.5	36.5	43	11.5	4.2	0.022																																												
	10	<a href="#">3306 10 06</a>	16	13.5	23	42	52	14.5	4.2	0.048																																												
10	8	<a href="#">3306 10 08</a>	16	13.5	23.5	42	52	14.5	4.2	0.036																																												

## 3310 In-Line Manifold

	<p>Treated aluminium, NBR</p> 	<p>ØD C </p>	<p>Number of Outlets E H L L1 N kg</p>																																																
		<table border="1"> <tr> <td>4</td> <td>G1/4</td> <td><a href="#">3310 04 13</a></td> <td>8</td> <td>10</td> <td>33</td> <td>114</td> <td>104</td> <td>11.5</td> <td>0.175</td> </tr> <tr> <td>6</td> <td>G1/4</td> <td><a href="#">3310 06 13</a></td> <td>8</td> <td>10</td> <td>33</td> <td>114</td> <td>104</td> <td>12.5</td> <td>0.170</td> </tr> <tr> <td>8</td> <td>G3/8</td> <td><a href="#">3310 08 17</a></td> <td>6</td> <td>12</td> <td>33</td> <td>114</td> <td>104</td> <td>15</td> <td>0.157</td> </tr> <tr> <td>10</td> <td>G1/2</td> <td><a href="#">3310 10 21</a></td> <td>6</td> <td>16</td> <td>48</td> <td>145.5</td> <td>135.5</td> <td>17</td> <td>0.348</td> </tr> <tr> <td>12</td> <td>G1/2</td> <td><a href="#">3310 12 21</a></td> <td>6</td> <td>16</td> <td>45</td> <td>158</td> <td>148</td> <td>20.5</td> <td>0.370</td> </tr> </table>	4	G1/4	<a href="#">3310 04 13</a>	8	10	33	114	104	11.5	0.175	6	G1/4	<a href="#">3310 06 13</a>	8	10	33	114	104	12.5	0.170	8	G3/8	<a href="#">3310 08 17</a>	6	12	33	114	104	15	0.157	10	G1/2	<a href="#">3310 10 21</a>	6	16	48	145.5	135.5	17	0.348	12	G1/2	<a href="#">3310 12 21</a>	6	16	45	158	148	20.5
4	G1/4	<a href="#">3310 04 13</a>	8	10	33	114	104	11.5	0.175																																										
6	G1/4	<a href="#">3310 06 13</a>	8	10	33	114	104	12.5	0.170																																										
8	G3/8	<a href="#">3310 08 17</a>	6	12	33	114	104	15	0.157																																										
10	G1/2	<a href="#">3310 10 21</a>	6	16	48	145.5	135.5	17	0.348																																										
12	G1/2	<a href="#">3310 12 21</a>	6	16	45	158	148	20.5	0.370																																										



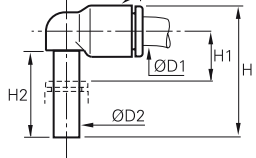
# Plug-In Fittings and Accessories

## 3182 Equal and Unequal Plug-In Elbow



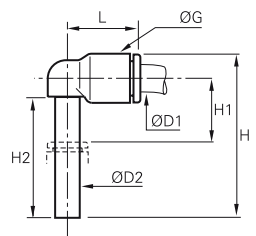
	Technical polymer, NBR			<b>G</b>	<b>H</b>	<b>H1</b>	<b>H2</b>	<b>L</b>	<b>kg</b>
	<b>ØD1</b>	<b>ØD2</b>							
	4	4	<a href="#">3182 04 00</a>	8.5	23	6	15.5	14	0.001
	4	6	<a href="#">3182 04 06</a>	10.5	26.5	7	17	16	0.003
	6	4	<a href="#">3182 06 04</a>	10.5	24.5	7	15.5	16	0.001
		6	<a href="#">3182 06 00</a>	10.5	26.5	7	17	16	0.001
	8	6	<a href="#">3182 06 08</a>	13.5	33.5	8	21.5	23	0.007
		8	<a href="#">3182 08 00</a>	13.5	33.5	8	21.5	23	0.003
	10	10	<a href="#">3182 08 10</a>	16	39	10	24.5	26.5	0.010
		10	<a href="#">3182 10 00</a>	16	39	10	24.5	26.5	0.004
	12	12	<a href="#">3182 10 12</a>	19	44.5	10.5	27.5	31	0.017
		12	<a href="#">3182 12 00</a>	19	45.5	10.5	27.5	31	0.007

## 3182 Equal Plug-In Elbow



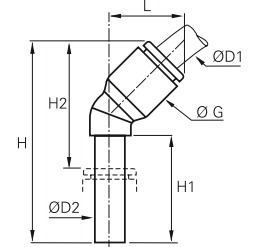
Inch

	Technical polymer, NBR			<b>G</b>	<b>H</b>	<b>H1</b>	<b>H2</b>	<b>L</b>	<b>kg</b>
	<b>ØD1</b>	<b>ØD2</b>							
	1/4	1/4	<a href="#">3182 56 00</a>	11	27.5	7.5	18	18.5	0.002
	3/8	3/8	<a href="#">3182 60 00</a>	16	38.5	9	24	26	0.010
	1/2	1/2	<a href="#">3182 62 00</a>	22	51	13	28	35	0.030
	5/32" (4 mm) and 5/16" (8 mm) also available								

## 3184 Extended Equal and Unequal Plug-In Elbow


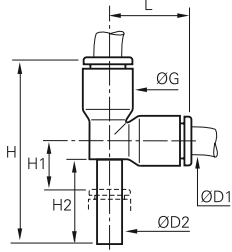

	Technical polymer, NBR			<b>G</b>	<b>H</b>	<b>H1</b>	<b>H2</b>	<b>L</b>	<b>kg</b>
	<b>ØD1</b>	<b>ØD2</b>							
	4	4	<a href="#">3184 04 00</a>	8.5	32.5	15.5	25	14	0.004
	4	6	<a href="#">3184 04 06</a>	10.5	38.5	19	29	16	0.004
	6	6	<a href="#">3184 06 00</a>	10.5	38.5	19	29	16	0.002
		8	<a href="#">3184 06 08</a>	13.5	49	23.5	37	23	0.010
	8	8	<a href="#">3184 08 00</a>	13.5	49	23.5	37	23	0.003
		10	<a href="#">3184 08 10</a>	16	56	26.5	41.5	26.5	0.013
	10	10	<a href="#">3184 10 00</a>	16	56	26.5	41.5	26.5	0.010
		12	<a href="#">3184 10 12</a>	19	62.5	28	45.5	31	0.020
	12	12	<a href="#">3184 12 00</a>	19	62.5	28	45.5	31	0.014

## 3180 45° Plug-In Equal Elbow


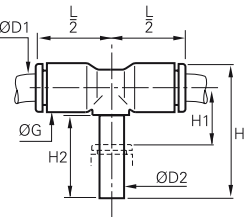

	Technical polymer, NBR			<b>G</b>	<b>H</b>	<b>H1</b>	<b>H2</b>	<b>L</b>	<b>kg</b>
	<b>ØD1</b>	<b>ØD2</b>							
	4	4	<a href="#">3180 04 00</a>	9	33.5	19	21	13	0.001
	6	6	<a href="#">3180 06 00</a>	11	39	21	25	14.5	0.003
	8	8	<a href="#">3180 08 00</a>	13.5	44	21.5	25.5	19.5	0.005
	10	10	<a href="#">3180 10 00</a>	16	53	27	32.5	23	0.004
	12	12	<a href="#">3180 12 00</a>	19	58.5	27.5	34	26.5	0.007

# Plug-In Fittings and Accessories


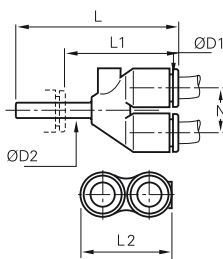

## 3183 Equal and Unequal Plug-In Run Tee

	<p>Technical polymer, NBR</p> 	$\text{ØD1}$	$\text{ØD2}$		<b>G</b>	<b>H</b>	<b>H1</b>	<b>H2</b>	<b>L</b>	<b>kg</b>
		4	4	<a href="#">3183 04 00</a>	8.5	33	6	15.5	14.5	0.002
		4	6	<a href="#">3183 04 06</a>	10.5	38.5	7	17	17.5	0.006
		6	6	<a href="#">3183 06 00</a>	10.5	38.5	7	17	17	0.002
		6	8	<a href="#">3183 06 08</a>	13.5	48.5	8	21.5	23	0.014
		8	8	<a href="#">3183 08 00</a>	13.5	49	8	21.5	23	0.004
		8	10	<a href="#">3183 08 10</a>	16	56.5	10.5	24.5	26.5	0.018
		10	10	<a href="#">3183 10 00</a>	16	57	10.5	24.5	26.5	0.007
		10	12	<a href="#">3183 10 12</a>	19	65.5	10.5	27.5	31	0.034
		12	12	<a href="#">3183 12 00</a>	19	65.5	10.5	27.5	31	0.011


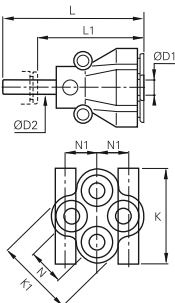

## 3188 Equal and Unequal Plug-In Branch Tee

	<p>Technical polymer, NBR</p> 	$\text{ØD1}$	$\text{ØD2}$		<b>G</b>	<b>H</b>	<b>H1</b>	<b>H2</b>	<b>L/2</b>	<b>kg</b>
		4	4	<a href="#">3188 04 00</a>	8.5	25	8	15.5	14.5	0.002
		4	6	<a href="#">3188 04 06</a>	10.5	28.5	9	17	16	0.007
		6	6	<a href="#">3188 06 00</a>	10.5	28.5	9	17	16	0.002
		6	8	<a href="#">3188 06 08</a>	13.5	36.5	11	21.5	22	0.014
		8	8	<a href="#">3188 08 00</a>	13.5	36.5	11	21.5	23	0.005
		8	10	<a href="#">3188 08 10</a>	16	41	12.5	24.5	26.5	0.018
		10	10	<a href="#">3188 10 00</a>	16	41	12.5	24.5	26.5	0.007
		10	12	<a href="#">3188 10 12</a>	19	46.5	12.5	27.5	31	0.034
		12	12	<a href="#">3188 12 00</a>	19	46.5	12.5	27.5	31	0.020

## 3142 Equal and Unequal Plug-In Single Y Piece


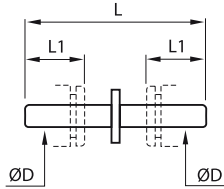

	<p>Technical polymer, NBR</p> 	$\text{ØD1}$	$\text{ØD2}$		<b>L</b>	<b>L1</b>	<b>L2</b>	<b>N</b>	<b>kg</b>
		4	4	<a href="#">3142 04 00</a>	34	21.5	17.5	9	0.002
		4	6	<a href="#">3142 04 06</a>	35.5	21.5	17.5	9	0.004
		6	6	<a href="#">3142 06 00</a>	39.5	25.5	21.5	11	0.004
		6	8	<a href="#">3142 06 08</a>	44	25.5	21.5	11	0.015
		8	8	<a href="#">3142 08 00</a>	50.5	32	28	14.5	0.007
		8	10	<a href="#">3142 08 10</a>	53.5	32	28	14.5	0.024
		10	10	<a href="#">3142 10 00</a>	57.5	36	33	17	0.010
		10	12	<a href="#">3142 10 12</a>	60	35	33	17	0.037
		12	12	<a href="#">3142 12 00</a>	66	41	39	20	0.017

## 3143 Multiple Plug-In Y Piece


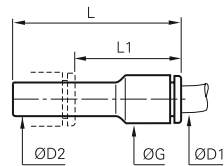

	<p>Technical polymer, nickel-plated brass, NBR</p> 	$\text{ØD1}$	$\text{ØD2}$		<b>K</b>	<b>K1</b>	<b>L</b>	<b>L1</b>	<b>N</b>	<b>N1</b>	<b>kg</b>
		4	6	<a href="#">3143 04 06</a>	26	21.5	49.5	35.5	11	8.5	0.012
		4	8	<a href="#">3143 04 08</a>	26	21.5	51	32	11	8.5	0.021
		6	8	<a href="#">3143 06 08</a>	31.5	26.5	57.5	39	12	10	0.035

# Plug-In Fittings and Accessories


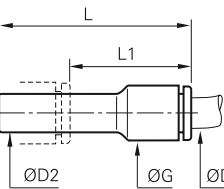

## 3120 Stem Connector

	Technical polymer 	<b>ØD</b>		<b>L</b>	<b>L1</b>	<b>kg</b>
		4	<a href="#">3120 04 00</a>	34.5	12	0.001
		6	<a href="#">3120 06 00</a>	38.5	14	0.001
		8	<a href="#">3120 08 00</a>	41	18.5	0.001
		10	<a href="#">3120 10 00</a>	51.5	20.5	0.002
		12	<a href="#">3120 12 00</a>	60	24.5	0.004
		14	<a href="#">3120 14 00</a>	69.5	25.5	0.007
This model is available in nickel-plated brass; please use suffix 85. Example: 3120 04 00 85. Only compatible with Parker Legris fittings. Drawing available upon request.						


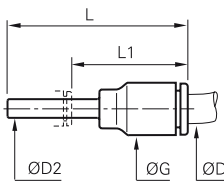

## 3166 Plug-In Reducer

	Technical polymer, NBR 	<b>ØD1</b>	<b>ØD2</b>		<b>G</b>	<b>L</b>	<b>L1</b>	<b>kg</b>
		3	4	<a href="#">3166 03 04</a>	8.5	37.5	23.5	0.002
		4	6	<a href="#">3166 04 06</a>	8.5	37.5	23.5	0.001
		4	8	<a href="#">3166 04 08</a>	8.5	37.5	19	0.001
		4	10	<a href="#">3166 04 10</a>	12	44	22.5	0.003
		6	8	<a href="#">3166 06 08</a>	10.5	37.5	20	0.001
		6	10	<a href="#">3166 06 10</a>	10.5	38	17.5	0.002
		6	12	<a href="#">3166 06 12</a>	14.5	46	23	0.005
		6	14	<a href="#">3166 06 14</a>	14.5	48	23	0.006
		8	10	<a href="#">3166 08 10</a>	13.5	49	28.5	0.003
		8	12	<a href="#">3166 08 12</a>	13.5	49	24.5	0.004
		8	14	<a href="#">3166 08 14</a>	17	48	23	0.007
		10	12	<a href="#">3166 10 12</a>	21.5	56.5	33.5	0.006
		10	14	<a href="#">3166 10 14</a>	21.5	58.5	33.5	0.007
		12	14	<a href="#">3166 12 14</a>	23.5	58.5	33.5	0.010


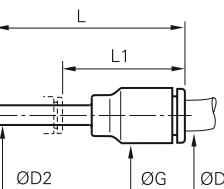

## 3166 Plug-In Reducer

	Technical polymer, NBR 	<b>ØD1</b>	<b>ØD2</b>		<b>G</b>	<b>L</b>	<b>L1</b>	<b>kg</b>
		1/4	5/16	<a href="#">3166 56 08</a>	11	41	23	0.002
		1/4	3/8	<a href="#">3166 56 60</a>	11	41	21	0.002

## 3168 Plug-In Increaser


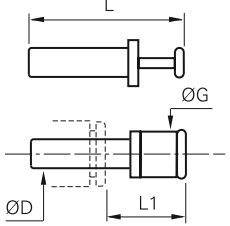

	Technical polymer, NBR 	<b>ØD1</b>	<b>ØD2</b>		<b>G</b>	<b>L</b>	<b>L1</b>	<b>kg</b>
		6	4	<a href="#">3168 06 04</a>	10.5	35	23	0.001
		8	6	<a href="#">3168 08 06</a>	13.5	45	31.5	0.003
		8	1/4	<a href="#">3168 08 56</a>	16	40	25.5	0.008
		10	8	<a href="#">3168 10 08</a>	16	42.5	21	0.009
		12	10	<a href="#">3168 12 10</a>	19	49	24.5	0.012

## 3168 Plug-In Increaser

	Technical polymer, NBR 	<b>ØD1</b>	<b>ØD2</b>		<b>G</b>	<b>L</b>	<b>L1</b>	<b>kg</b>
		1/4	5/32	<a href="#">3168 56 04</a>	11	41	29	0.001
		1/4	3/16	<a href="#">3168 56 55</a>	20.5	41	25	0.003

# Plug-In Fittings and Accessories


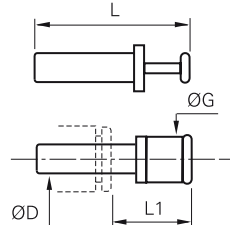

## 3126 Blanking Plug

	<p>Technical polymer</p> 	<b>ØD</b>		<b>G</b>	<b>L</b>	<b>L1</b>	<b>kg</b>
		3	<a href="#">3126 03 00</a>	6	25	13.5	0.001
		4	<a href="#">3126 04 00</a>	4	30	15.5	0.001
		6	<a href="#">3126 06 00</a>	8	33	16.5	0.001
		8	<a href="#">3126 08 00</a>	10	35	17.5	0.001
		10	<a href="#">3126 10 00</a>	12	42	21	0.002
		12	<a href="#">3126 12 00</a>	14	45	22	0.003
		14	<a href="#">3126 14 00</a>	16	49	23.5	0.005
		16	<a href="#">3126 16 00*</a>	19	57	30	0.063

\*Nickel-plated brass


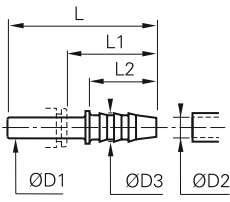

## 3126 Blanking Plug

Inch


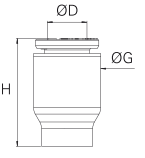

	<p>Technical polymer</p> 	<b>ØD</b>		<b>G</b>	<b>L</b>	<b>L1</b>	<b>kg</b>
		1/4	<a href="#">3126 56 00</a>	8	36.5	22	0.001
		3/8	<a href="#">3126 60 00</a>	12	42	22	0.002
		1/2	<a href="#">3126 62 00</a>	15	48.5	21.5	0.003

5/32" (4 mm) and 5/16" (8 mm) also available

## 3122 Plug-In Barb Connector

	<p>Technical polymer</p> 	<b>ØD1</b>	<b>ØD2</b>		<b>ØD3</b>	<b>L</b>	<b>L1</b>	<b>L2</b>	<b>kg</b>
		4	3.2	<a href="#">3122 04 53</a>	5	37	25	17	0.004
			5	<a href="#">3122 04 05</a>	7	37	25	17	0.005
		6	5	<a href="#">3122 06 05</a>	7	39	25	17	0.001
		8	6.3	<a href="#">3122 08 56</a>	8.5	39.5	21	17	0.001
			8	<a href="#">3122 08 08</a>	10	44.5	26	22	0.001
		10	6.3	<a href="#">3122 10 56</a>	8	45	24.5	17	0.002
			8	<a href="#">3122 10 08</a>	10	50	29.5	22	0.002
			8	<a href="#">3122 12 08</a>	10	50	26	22	0.002
		12	10	<a href="#">3122 12 10</a>	12	48.5	25.5	22.5	0.002
			12.5	<a href="#">3122 12 62</a>	14.5	57	34	22.5	0.004
		14	12.5	<a href="#">3122 14 62</a>	14.5	59.5	34.5	22.5	0.022

## 3151 End Cap

	<p>Technical polymer, NBR</p> 	<b>ØD</b>		<b>G</b>	<b>H</b>	<b>kg</b>
		4	<a href="#">3151 04 00</a>	8.5	14.7	0.001
		6	<a href="#">3151 06 00</a>	10.5	16.9	0.001
		8	<a href="#">3151 08 00</a>	13.5	21.9	0.002
		10	<a href="#">3151 10 00</a>	16	22.2	0.003
		12	<a href="#">3151 12 00</a>	19	27.7	0.006
		14	<a href="#">3151 14 00</a>	22	28	0.014

Other products are available upon request; please do not hesitate to consult us.

# Banjo Fittings

This range of fittings is ideal when access is only possible from above and **orientation of the tube** is required. This range of modular fittings includes single and multiple configurations, allowing **wide flexibility of design**.

## Product Advantages

**Compact** Compact design with minimum space between fittings  
 Banjo bolt designed for maximum flow  
 Easy access, even when fittings are close together  
 Easy assembly and automatic sealing:

- with pre-coating on taper threads
- with an integral O-ring seal on parallel threads

Safe operation: orientation of tube is ensured  
 100% leak-tested in production  
 Date coding to guarantee quality and traceability

**Modular** Effortless stacking of banjo bodies to allow construction of 2 to 6 outlets  
 Orientable (360°) for perfect alignment  
 Modular: tube diameters may be different



**Applications**  
 Robotics  
 Automotive Process  
 Pneumatics  
 Semi-Conductors  
 Textile  
 Packaging

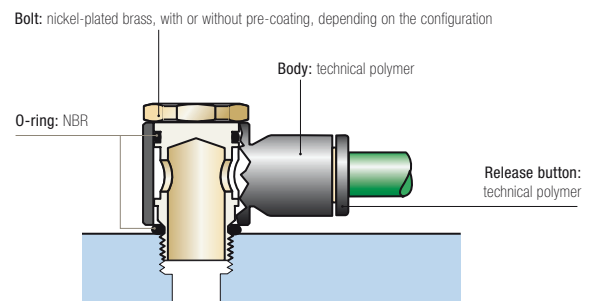
## Technical Characteristics

<b>Compatible Fluids</b>	Compressed air Other fluids: please consult us
<b>Working Pressure</b>	Vacuum to 20 bar
<b>Working Temperature</b>	-20°C to +80°C

Tightening Torque (daN.m)	Threads					
	M3 x0.5	M5 x0.8	G1/8	G1/4	G3/8	G1/2
	0.05	0.1	0.4	0.5	0.6	0.7

Reliable performance is dependent upon the type of fluid conveyed, component materials and tubing being used.  
 Use is guaranteed with a vacuum of 755 mm Hg (99% vacuum).

### Component Materials



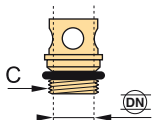
### Silicone-free

### Regulations

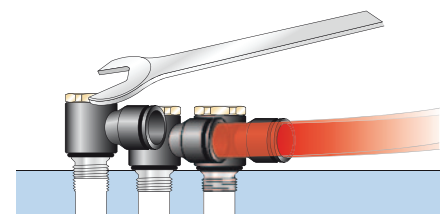
ISO 14743: Pneumatic fluid power, push-in connectors for thermoplastic tubes  
 DI: 97/23/EC (PED)  
 DI: 2002/95/EC (RoHS)  
 2011/65/EC  
 DI: 1907/2006 (REACH)

## Installation Configurations

Thread and bore diameters for part numbers 3524 - 3527 - 3528 - 3529:


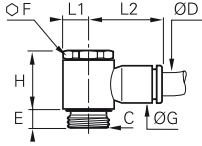



Thread (C)	M5x0.8	G1/8	G1/4	G3/8	G1/2
DN	2.5	5.5	8.5	11	13




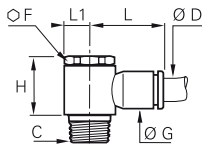

# Banjo Fittings

## 3118 Single Banjo, Male BSPP and Metric Thread

	 <p>Technical polymer, nickel-plated brass, NBR</p>	<b>ØD</b>	<b>C</b>		<b>E</b>	<b>F</b>	<b>G</b>	<b>H</b>	<b>L1</b>	<b>L2</b>	<b>kg</b>
		3	M3x0.5	<a href="#">3118 03 09*</a>	3	-	8.5	13	5	16	0.005
			M5x0.8	<a href="#">3118 03 19*</a>	4	-	8.5	13	5	16	0.005
		4	M5x0.8	<a href="#">3118 04 19*</a>	4	-	8.5	13	5	16.5	0.004
			G1/8	<a href="#">3118 04 10</a>	4	13	8.5	17	7	18.5	0.012
			M5x0.8	<a href="#">3118 06 19*</a>	4	-	10.5	13	7	18.5	0.004
		6	G1/8	<a href="#">3118 06 10</a>	4	13	10.5	17	7	20	0.013
			G1/4	<a href="#">3118 06 13</a>	5.5	17	10.5	21	9.5	22	0.023
		8	G1/8	<a href="#">3118 08 10</a>	4	13	13.5	16.5	7	25	0.013
			G1/4	<a href="#">3118 08 13</a>	5.5	17	13.5	21	9	27	0.024
			G3/8	<a href="#">3118 08 17</a>	5.5	20	13.5	24.5	11	29	0.038
		10	G1/4	<a href="#">3118 10 13</a>	5.5	17	16	21	9.5	29	0.025
			G3/8	<a href="#">3118 10 17</a>	5.5	20	16	24.5	11	31	0.039
			G1/2	<a href="#">3118 10 21</a>	8	25	19	27.5	13.5	36.5	0.083
		12	G3/8	<a href="#">3118 12 17</a>	5.5	20	19	24.5	11	34.5	0.044
			G1/2	<a href="#">3118 12 21</a>	8	25	19	27.5	13.5	36.5	0.074


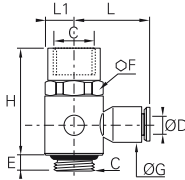

\*With screwdriver slot

## 3018 Single Banjo, Male BSPT Thread

	 <p>Technical polymer, nickel-plated brass, NBR</p>	<b>ØD</b>	<b>C</b>		<b>F</b>	<b>G</b>	<b>H</b>	<b>L</b>	<b>L1</b>	<b>kg</b>
		4	R1/8	<a href="#">3018 04 10</a>	13	8.5	18.5	18.5	7	0.015
		6	R1/8	<a href="#">3018 06 10</a>	13	10.5	18.5	20	7	0.015
			R1/4	<a href="#">3018 06 13</a>	17	10.5	22.5	22	9.5	0.029
			R1/8	<a href="#">3018 08 10</a>	13	13.5	18.5	25	7	0.016
		8	R1/4	<a href="#">3018 08 13</a>	17	13.5	22.5	27	9.5	0.030
			R3/8	<a href="#">3018 08 17</a>	21	13.5	26.5	29	11	0.047
		10	R1/4	<a href="#">3018 10 13</a>	17	16	22.5	29	9.5	0.032
			R3/8	<a href="#">3018 10 17</a>	21	16	26.5	31	11	0.048
		12	R1/4	<a href="#">3018 12 13</a>	21	19	26.5	34.5	11	0.052
			R3/8	<a href="#">3018 12 17</a>	21	19	26.5	34.5	11	0.050
			R1/2	<a href="#">3018 12 21</a>	25	19	30	37	13.5	0.086


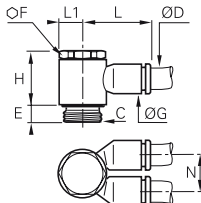

Pre-coated thread

## 3124 Single Banjo, Male/Female BSPP and Metric Thread

	 <p>Technical polymer, nickel-plated brass, NBR</p>	<b>ØD</b>	<b>C</b>		<b>E</b>	<b>F</b>	<b>G</b>	<b>H</b>	<b>L</b>	<b>L1</b>	<b>kg</b>
		4	M5x0.8	<a href="#">3124 04 19</a>	4	8	8.5	19	16	5	0.006
			G1/8	<a href="#">3124 04 10</a>	4	13	8.5	25.5	18.5	7	0.015
		6	G1/4	<a href="#">3124 06 13</a>	5.5	17	10.5	33	22	9	0.030
		8	G3/8	<a href="#">3124 08 17</a>	5.5	20	13.5	37.5	29	11	0.056


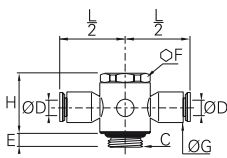

This product family was developed to allow assembly of a function fitting on a cylinder.

## 3149 Twin Banjo, Male BSPP and Metric Thread

	 <p>Technical polymer, nickel-plated brass, NBR</p>	<b>ØD</b>	<b>C</b>		<b>E</b>	<b>F</b>	<b>G</b>	<b>H</b>	<b>L</b>	<b>L1</b>	<b>N</b>	<b>kg</b>
		4	M5x0.8	<a href="#">3149 04 19*</a>	4	-	8.5	13	16	4.5	9	0.005
			G1/8	<a href="#">3149 04 10</a>	4	13	10.5	16.5	18.5	7	11.5	0.018
		6	G1/8	<a href="#">3149 06 10</a>	4	13	10.5	16.5	18.5	7	11.5	0.014
			G1/4	<a href="#">3149 06 13</a>	5.5	17	13.5	21	27	9.5	14.5	0.035
		8	G1/4	<a href="#">3149 08 13</a>	5.5	17	13.5	21	27	9.5	14.5	0.026
			G3/8	<a href="#">3149 08 17</a>	5.5	20	16	24.5	31	11	17	0.053
		10	G3/8	<a href="#">3149 10 17</a>	5.5	20	16	24.5	31	11	17	0.042

\*With screwdriver slot

## 3119 Double Banjo, BSPP and Metric Thread

	 <p>Technical polymer, nickel-plated brass, NBR</p>	<b>ØD</b>	<b>C</b>		<b>E</b>	<b>F</b>	<b>G</b>	<b>H</b>	<b>L/2</b>	<b>kg</b>
		4	M5x0.8	<a href="#">3119 04 19*</a>	4	-	8.5	13	8	0.005
			G1/8	<a href="#">3119 04 10</a>	4	13	11	17	20	0.021
		6	G1/8	<a href="#">3119 06 10</a>	4	13	11	17	20	0.024
			G1/4	<a href="#">3119 06 13</a>	5.5	17	13.5	21	26.5	0.031
		8	G1/4	<a href="#">3119 08 13</a>	5.5	17	13.5	21	27	0.033
			G3/8	<a href="#">3119 08 17</a>	5.5	20	16	24.5	30.5	0.053
		10	G3/8	<a href="#">3119 10 17</a>	5.5	20	16	24.5	31	0.045

\*With screwdriver slot

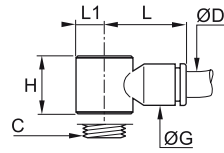
# Banjo Fittings

**3538**

## Single Banjo Bodies



Technical polymer, NBR



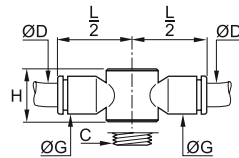
ØD	C		G	H	L	L1	kg
3	M5x0.8	<a href="#">3538 03 19</a>	8.5	13	16	5	0.003
	M5x0.8	<a href="#">3538 04 19</a>	8.5	13	16	5	0.001
4	G1/8	<a href="#">3538 04 10</a>	10.5	14.5	18.5	7	0.002
	M5x0.8	<a href="#">3538 06 19</a>	11	13	18.5	5	0.001
6	G1/8	<a href="#">3538 06 10</a>	10.5	14.5	20	7	0.002
	G1/4	<a href="#">3538 06 13</a>	13.5	18	22	9.5	0.003
8	G1/8	<a href="#">3538 08 10</a>	13.5	14.5	25	7	0.003
	G1/4	<a href="#">3538 08 13</a>	13.5	18	27	9.5	0.004
	G3/8	<a href="#">3538 08 17</a>	13.5	21.5	29	11.5	0.009
10	G1/4	<a href="#">3538 10 13</a>	16	18	29	9.5	0.005
	G3/8	<a href="#">3538 10 17</a>	16	21.5	31	11.5	0.006
	G1/2	<a href="#">3538 10 21</a>	19	22.5	36.5	13.5	0.019
12	G3/8	<a href="#">3538 12 17</a>	19	21.5	34.5	11.5	0.011
	G1/2	<a href="#">3538 12 21</a>	19	22.5	36.5	13.5	0.015

**3539**

## Double Banjo Bodies



Technical polymer, NBR



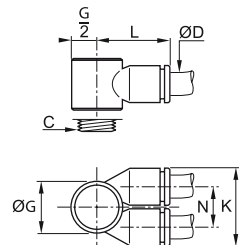
ØD	C		G	H	L/2	kg
4	M5x0.8	<a href="#">3539 04 19</a>	8.5	13	16	0.002
	G1/8	<a href="#">3539 04 10</a>	10.5	14.4	20	0.008
6	G1/8	<a href="#">3539 06 10</a>	10.5	14.4	20	0.011
	G1/4	<a href="#">3539 06 13</a>	13.5	18	26	0.014
8	G1/4	<a href="#">3539 08 13</a>	13.5	18	27	0.013
	G3/8	<a href="#">3539 08 17</a>	16	21.5	30.5	0.020
10	G3/8	<a href="#">3539 10 17</a>	16	21.5	31	0.016

**3549**

## Twin Banjo Bodies




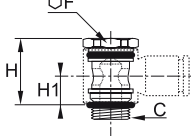

Technical polymer, NBR



ØD	C		G	K	L	N	kg
4	M5x0.8	<a href="#">3549 04 19</a>	10	17.5	15.5	9	0.003
	G1/8	<a href="#">3549 04 10</a>	14	22.5	20	12	0.007
	G1/4	<a href="#">3549 04 13</a>	18.5	28	25	14.5	0.019
6	G1/8	<a href="#">3549 06 10</a>	14	22.5	20.5	12	0.003
	G1/4	<a href="#">3549 06 13</a>	18.5	28	25	14.5	0.017
8	G3/8	<a href="#">3549 06 17</a>	22.5	33	28.5	17	0.013
	G1/4	<a href="#">3549 08 13</a>	18.5	28	26	14.5	0.010
10	G3/8	<a href="#">3549 08 17</a>	22.5	33	29.5	17	0.020
	G3/8	<a href="#">3549 10 17</a>	22.5	33	29.5	17	0.016


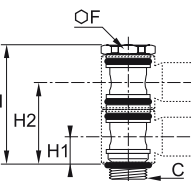

# Modular Banjo Fittings

## 3527 Single Banjo Bolts, Male BSPP and Metric Thread

	Nickel-plated brass, NBR 	<b>C</b>		<b>F</b>	<b>H</b>	<b>H1</b>	<b>kg</b>
		M5x0.8	<a href="#">3527 00 19*</a>	-	17	7.5	0.003
		G1/8	<a href="#">3527 00 10</a>	13	17	7.5	0.011
		G1/4	<a href="#">3527 00 13</a>	17	21	9.5	0.020
		G3/8	<a href="#">3527 00 17</a>	20	24.5	11	0.033
		G1/2	<a href="#">3527 00 21</a>	25	27.5	11.5	0.063


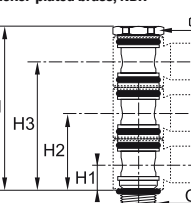

\*With screwdriver slot  
Full bore

## 3528 Stacking Banjo for 2 Body High Modules, Male BSPP and Metric Thread

	Nickel-plated brass, NBR 	<b>C</b>		<b>F</b>	<b>H</b>	<b>H1</b>	<b>H2</b>	<b>kg</b>
		M5x0.8	<a href="#">3528 00 19*</a>	-	24.5	7.5	18.5	0.005
		G1/8	<a href="#">3528 00 10</a>	13	31	7.5	22	0.017
		G1/4	<a href="#">3528 00 13</a>	17	39	9.5	27.5	0.031
		G3/8	<a href="#">3528 00 17</a>	20	46	11	32.5	0.053


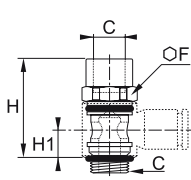

\*With screwdriver slot  
Full bore  
Designed for use with 2 banjo bodies

## 3529 Stacking Banjo for 3 Body High Modules, Male BSPP Thread

	Nickel-plated brass, NBR 	<b>C</b>		<b>F</b>	<b>H</b>	<b>H1</b>	<b>H2</b>	<b>H3</b>	<b>kg</b>
		G1/8	<a href="#">3529 00 10</a>	13	45.5	7.5	22	36	0.023
		G1/4	<a href="#">3529 00 13</a>	17	54	9.5	27.5	45.5	0.042
		G3/8	<a href="#">3529 00 17</a>	20	67.5	11	32.5	54	0.069

Full bore  
Designed for use with 3 banjo bodies


## 3524 Threaded Banjo Bolts, Male/Female BSPP and Metric Thread

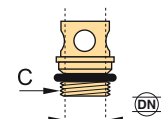
	Nickel-plated brass, NBR 	<b>C</b>		<b>F</b>	<b>H</b>	<b>H1</b>	<b>kg</b>
		M5x0.8	<a href="#">3524 00 19</a>	8	17	7.5	0.005
		G1/8	<a href="#">3524 00 10</a>	13	24.5	7.5	0.013
		G1/4	<a href="#">3524 00 13</a>	17	33	9.5	0.027
		G3/8	<a href="#">3524 00 17</a>	20	37.5	11	0.038
		G1/2	<a href="#">3524 00 21</a>	26	42	11.5	0.067

Full bore

Banjo bolts 3527, 3528, 3529 and 3524 are only usable in association with the corresponding bodies for modular construction 3538, 3539 and 3549.

Thread and passage size for part numbers 3527, 3528, 3529 and 3524.

Thread	M5x0.8	G1/8	G1/4	G3/8	G1/2
	2.5	5.5	8.5	11	13



# Modular Plug-In Connectors

These connectors allow a **maximum number of tube connections** in a **minimum of space**. Parker Legris offers an **ergonomic solution** to enable quick connection for the most complex installations.

## Product Advantages

**Panel-Mounted** | Panel mounted to a machine or bulkhead  
 Reduced risk of incorrect assembly  
 Possible to connect in-line  
 Plated metal joiners and clips for reinforcement

**In-Line** | Locating pin prevents incorrect assembly  
 Cap guides the tubes and protects connections  
 Aluminium and technical polymer components  
 Bulkhead mountable  
 Customised multi-connectors upon request

**DIN Rail** | Used alongside electrical connectors  
 Pressure indication  
 Can be clipped side-by-side into a DIN rail profile [ or  $\Omega$   
 Channels or slots for labels for tube identification



Robotics  
 Automotive Process  
 Pneumatics  
 Semi-Conductors  
 Textile  
 Packaging

Applications

## Technical Characteristics

<b>Compatible Fluids</b>	Compressed air Other fluids: please consult us
<b>Working Pressure</b>	Vacuum to 10 bar
<b>Working Temperature</b>	-20°C to +80°C

Reliable performance is dependent upon the type of fluid conveyed, component materials and tubing being used. Use is guaranteed with a vacuum of 755 mm Hg (99% vacuum).

### Component Materials

- Multi-connectors:**
- panel-mounted: zinc-plated steel, technical polymer
  - in-line: aluminium, technical polymer
  - DIN rail: technical polymer

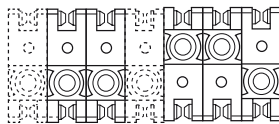
Connections: LF 3000®



**Silicone-free**

## Installation Configurations

### Panel-Mounted



Standard assembly      Customised assembly

A box contains:

- 10 units
- 20 joining clips and 4 end pins
- 4 mounting brackets
- 4 coupling clips
- 1 dismantling tool

The module is constructed from a number of symmetrical components connected by joining clips. A coupling clip locks the module closed. A dismantling tool allows disconnection.

Maximum 5 modules recommended for the mating module; the fixed module is not limited.


### In-Line



### Regulations


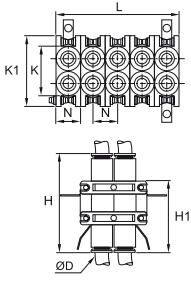

ISO 14743: Pneumatic fluid power, push-in connectors for thermoplastic tubes  
 DI: 97/23/EC (PED)  
 DI: 2002/95/EC (RoHS), 2011/65/EC  
 DI: 1907/2006 (REACH)

### DIN Rail Connector




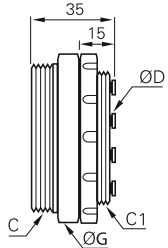

# Modular Plug-In Connectors

## 3300 Modular Plug-In Connector

	Technical polymer, NBR 	$\varnothing D$		<b>B</b>	<b>H</b>	<b>H1</b>	<b>K</b>	<b>K1</b>	<b>L</b>	<b>L1</b>	<b>L2</b>	<b>N</b>	<b>kg</b>
		4	<a href="#">3300 04 00</a>	21	40.5	29.5	32	20	55	22	6	11	0.078
		6	<a href="#">3300 06 00</a>	28	48	38.5	39	27.5	70	28	7.5	14	0.213
		8	<a href="#">3300 08 00</a>	28	50	39	39	27.5	70	28	7.5	14	0.025


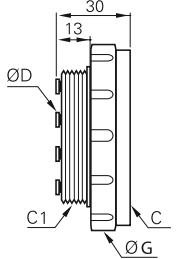

Clearance hole for Ø3 mm screw

## 3320 Multi-Connector Male Screw Body

	Technical polymer, NBR 	$\varnothing D$	<b>C</b>	<b>C1</b>		<b>Number of Outlets</b>	<b>G</b>	<b>kg</b>
		4	M38x1.5	M32x1.5	<a href="#">3320 04 00 02</a>	2	42	0.046
			M46x1.5	M40x1.5	<a href="#">3320 04 00 04</a>	4	50	0.070
			M46x1.5	M40x1.5	<a href="#">3320 04 00 07</a>	7	50	0.072
			M65x1.5	M58x1.5	<a href="#">3320 04 00 12</a>	12	70	0.136
		6	M38x1.5	M32x1.5	<a href="#">3320 06 00 02</a>	2	42	0.050
			M46x1.5	M40x1.5	<a href="#">3320 06 00 04</a>	4	50	0.070
			M46x1.5	M40x1.5	<a href="#">3320 06 00 07</a>	7	50	0.070
			M38x1.5	M32x1.5	<a href="#">3320 08 00 02</a>	2	45	0.050


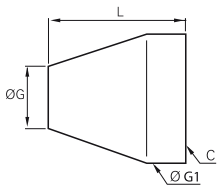

The number of male body outlets must correspond to the same number of outlets on the female body.

## 3321 Multi-Connector Female Screw Body

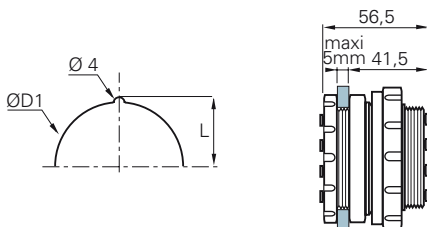
	Technical polymer, NBR 	$\varnothing D$	<b>C</b>	<b>C1</b>		<b>Number of Outlets</b>	<b>G</b>	<b>kg</b>
		4	M38x1.5	M32x1.5	<a href="#">3321 04 00 02</a>	2	45	0.040
			M46x1.5	M40x1.5	<a href="#">3321 04 00 04</a>	4	55	0.065
			M46x1.5	M40x1.5	<a href="#">3321 04 00 07</a>	7	55	0.063
			M65x1.5	M58x1.5	<a href="#">3321 04 00 12</a>	12	75	0.124
		6	M38x1.5	M32x1.5	<a href="#">3321 06 00 02</a>	2	45	0.043
			M46x1.5	M40x1.5	<a href="#">3321 06 00 04</a>	4	55	0.066
			M46x1.5	M40x1.5	<a href="#">3321 06 00 07</a>	7	55	0.064
			M38x1.5	M32x1.5	<a href="#">3321 08 00 02</a>	2	45	0.039

The number of female body outlets must correspond to the same number of outlets on the male body.

## 3329 Multi-Connector Screw Cap

	Technical polymer 	<b>C</b>		<b>Number of Outlets</b>	<b>G</b>	<b>G1</b>	<b>L</b>	<b>kg</b>
		M32x1.5	<a href="#">3329 00 01</a>	2	32	42	50	0.043
		M40x1.5	<a href="#">3329 00 02</a>	4-7	35	50	55	0.058
		M58x1.5	<a href="#">3329 00 03</a>	12	34	70	70	0.139

### Overall Dimensions for Bulkhead Mounting



Number of Outlets	L	ØD1
2	17	32.5
4-7	21	40.5
12	30.3	58.5

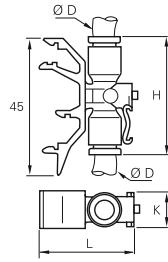
# Modular Plug-In Connectors

**3379**

## DIN Rail Connector for 2 Tubes



Technical polymer, NBR



**$\varnothing D$**



**H K L kg**

4	<a href="#">3379 04 00</a>	34.5	11	39.5	0.016
6	<a href="#">3379 06 00</a>	34.5	11	39.5	0.026
8	<a href="#">3379 08 00</a>	46	13	44.5	0.034

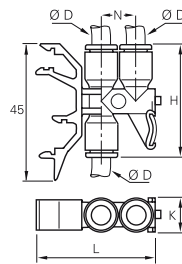
Start pressure test point on the system

**3381**

## DIN Rail Connector for 3 Tubes



Technical polymer, NBR



**$\varnothing D$**



**H K L N kg**

4	<a href="#">3381 04 00</a>	36.5	11	39.5	11.5	0.012
6	<a href="#">3381 06 00</a>	36.5	11	39.5	11.5	0.008
8	<a href="#">3381 08 00</a>	46	13	44.5	14.5	0.013

Start pressure test point on the system



IP 65  
24 V DC  
R 480 007 195  
Pe max = 10 bar

# Self-Sealing and Oscillating Fittings

Parker Legris has developed these two **innovative** push-in fittings in order to integrate various functions and allow **quick installation** on pneumatic circuits.

## Product Advantages

### Self-Sealing Fittings

Prevents fluid flow when there is no tube connected  
Circuits may remain pressurised when being checked and maintained  
When connected, the compressed air flow is restored in both directions

### Oscillating Fittings

Rotation matched to cylinder rod stroke  
Prevents tube wear due to excessive flexing  
Optimum reliability and durability  
Simplifies circuit assembly



Robotics  
Automotive Process  
Pneumatics  
Semi-Conductors  
Textile  
Packaging

Applications

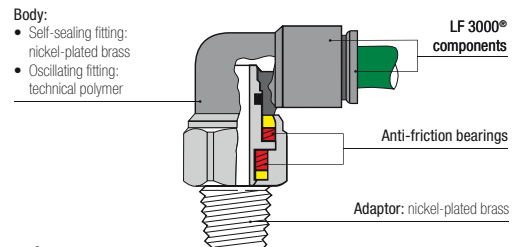
## Technical Characteristics

<b>Compatible Fluids</b>	Compressed air Other fluids: please consult us
<b>Working Pressure</b>	Vacuum to 20 bar (10 bar: self-sealing fitting)
<b>Working Temperature</b>	-20°C to +80°C

Reliable performance is dependent upon the type of fluid conveyed, component materials and tubing being used.  
Use is guaranteed with a vacuum of 755 mm Hg (99% vacuum).

### Component Materials

#### Swivel Fitting



#### Silicone-free

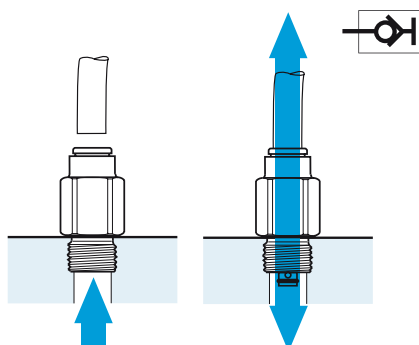
### Regulations

ISO 14743: Pneumatic fluid power, push-in connectors for thermoplastic tubes  
DI: 97/23/EC (PED)

DI: 2002/95/EC (RoHS),  
2011/65/EC  
DI: 1907/2006 (REACH)

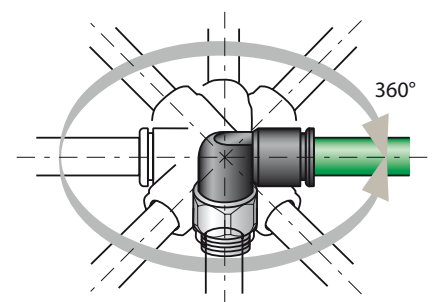
## Installation Configurations

### Self-Sealing Fitting




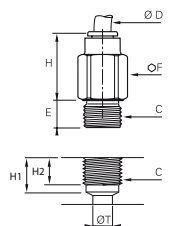

### Oscillating Fitting

Tube O.D. (mm)	Torque (daN.m)	Max. Rotation Speed (turn/min.)
4	<2.5.10 <sup>-3</sup>	190
6	<4.10 <sup>-3</sup>	160
8	<7.10 <sup>-3</sup>	120
10	<11.10 <sup>-3</sup>	90
12	<16.10 <sup>-3</sup>	80


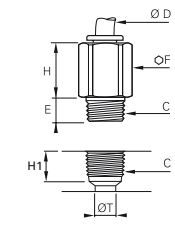



# Self-Sealing and Oscillating Fittings


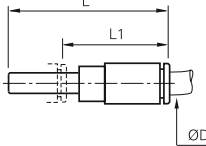

## 3391 Self-Sealing Stud Fitting, Male BSPP Thread

	Nickel-plated brass, NBR 	<b>ØD</b>	<b>C</b>		<b>E</b>	<b>F</b>	<b>H</b>	<b>H1</b>	<b>H2</b>	<b>ØT</b>	<b>kg</b>
		4	G1/8	<a href="#">3391 04 10</a>	5	13	18	7.5	6	5	0.017
		6	G1/8	<a href="#">3391 06 10</a>	5	14	19.5	9	6	7.5	0.019
		8	G1/8	<a href="#">3391 08 10</a>	5	14	29.5	10	6	7.5	0.025
			G1/4	<a href="#">3391 08 13</a>	5.5	16	25.5	11	8	9	0.032
10	G3/8	<a href="#">3391 10 17</a>	5.5	20	27.5	13	11	10	0.055		
Maximum working pressure: 10 bar											


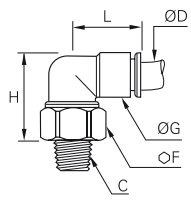

## 3091 Self-Sealing Stud Fitting, Male BSPT Thread

	Nickel-plated brass, NBR 	<b>ØD</b>	<b>C</b>		<b>E</b>	<b>F</b>	<b>H</b>	<b>H1</b>	<b>ØT</b>	<b>kg</b>	
		4	R1/8	<a href="#">3091 04 10</a>	7.5	12	18	9.5	5	0.015	
		6	R1/8	<a href="#">3091 06 10</a>	7.5	13	19.5	9.5	7.5	0.015	
		8	R1/8	<a href="#">3091 08 10</a>	6.5	14	25	10.5	7.5	0.024	
			R1/4	<a href="#">3091 08 13</a>	11	14	25.5	13.5	9	0.021	
10	R3/8	<a href="#">3091 10 17</a>	11.5	17	27.5	14	10	0.035			
Maximum working pressure: 10 bar Pre-coated thread											


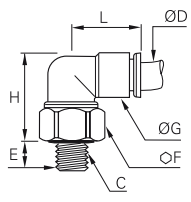

## 3160 Self-Sealing Plug-In Fitting

	Technical polymer, NBR 	<b>ØD</b>		<b>L</b>	<b>L1</b>	<b>kg</b>
		4	<a href="#">3160 04 00</a>	46	33.5	0.006
		6	<a href="#">3160 06 00</a>	53.5	31	0.009
		8	<a href="#">3160 08 00</a>	58	31	0.014

## 3159 Oscillating Elbow, Male BSPT Thread

	Technical polymer, nickel-plated brass, NBR 	<b>ØD</b>	<b>C</b>		<b>F</b>	<b>G</b>	<b>H</b>	<b>L</b>	<b>kg</b>
		4	R1/8	<a href="#">3159 04 10</a>	12	11	22	17.5	0.012
			R1/8	<a href="#">3159 06 10</a>	14	14	26.5	20.5	0.014
		6	R1/4	<a href="#">3159 06 13</a>	14	14	23.5	20.5	0.022
			R1/8	<a href="#">3159 08 10</a>	17	16	32	23.5	0.036
		8	R1/4	<a href="#">3159 08 13</a>	17	16	29	23.5	0.037
			R3/8	<a href="#">3159 08 17</a>	17	16	25	23.5	0.033
		10	R1/4	<a href="#">3159 10 13</a>	19	19.5	37.5	29	0.053
			R3/8	<a href="#">3159 10 17</a>	19	19.5	33.5	29	0.045
		12	R1/4	<a href="#">3159 12 13</a>	21	22	44.5	33.5	0.080
			R3/8	<a href="#">3159 12 17</a>	21	22	41	33.5	0.070
		Pre-coated thread							

## 3189 Oscillating Elbow, Male BSPP and Metric Thread

	Technical polymer, nickel-plated brass, NBR 	<b>ØD</b>	<b>C</b>		<b>E</b>	<b>F</b>	<b>G</b>	<b>H</b>	<b>L</b>	<b>kg</b>
		4	M5x0.8	<a href="#">3189 04 19</a>	3	12	11	24.5	17.5	0.012
			G1/8	<a href="#">3189 04 10</a>	5	13	11	23	17.5	0.013
			M5x0.8	<a href="#">3189 06 19</a>	3	12	14	27.5	20.5	0.017
		6	G1/8	<a href="#">3189 06 10</a>	5	14	14	27	20.5	0.019
			G1/4	<a href="#">3189 06 13</a>	5.5	16	14	25.5	20.5	0.023
		8	G1/8	<a href="#">3189 08 10</a>	5	17	16	31.5	23.5	0.034
			G1/4	<a href="#">3189 08 13</a>	5.5	17	16	31	23.5	0.034
		8	G1/4	<a href="#">3189 08 13</a>	5.5	17	16	31	23.5	0.034
			G3/8	<a href="#">3189 08 17</a>	5.5	20	16	29.5	23.5	0.042
		10	G1/4	<a href="#">3189 10 13</a>	5.5	19	19.5	39	29	0.058
			G3/8	<a href="#">3189 10 17</a>	5.5	20	19.5	37	29	0.050
		12	G1/4	<a href="#">3189 12 13</a>	5.5	21	22	46.5	33.5	0.074
			G3/8	<a href="#">3189 12 17</a>	5.5	21	22	45.5	33.5	0.072

# Accessories for Push-In Fittings

Parker Legris has designed these different accessories to improve **safety** and circuit **identification**.

## Product Advantages

**Safety**

- Protection of operators and equipment
- Prevents accidental disconnection
- Disconnection only possible with tooling
- Resistance to grease and cleaning agents

**Ergonomic**

- Colour-coding for fluid circuit identification (6 colours)
- Setting and fixing of your circuits thanks to clips and release button covers
- Easy disconnection with tool where access is difficult
- Adapted to meet all installation configurations



Applications

- Robotics
- Automotive Process
- Pneumatics
- Semi-Conductors
- Textile
- Water Treatment
- Beverage Dispensers

## Technical Characteristics

<b>Compatible Ranges</b>	LF 3000®, LIQUIfit®
<b>Working Temperature</b>	-20°C to +95°C
<b>Materials</b>	Tamper-proof safety clip, release button cover, clip: technical polymer Reducer and plug: nickel-plated brass

## Installation Process

### Tamper-Proof Safety Clip



### Coloured Release Button Covers

Coloured release button covers can be mounted on LF 3000® and LIQUIfit® fittings, supplied fitted with manual release buttons.

5 colours are available and allows colour coding to be used throughout circuits.



### Disconnection Tool

In cases where access is difficult, this tool can be particularly useful.



### Clip Strips

Clips are also designed to fix LF 3000® fittings in series within a minimum of space.



The complete range of accessories can be found in Chapter 9.

# Accessories for Push-In Fittings

## 3130 Tamper-Proof Safety Clip

Technical polymer	ØD							H	K	kg
	4	3130 04 01	3130 04 02	3130 04 03	3130 04 04	3130 04 05	3130 04 10	6.6	3	0.001
	6	3130 06 01	3130 06 02	3130 06 03	3130 06 04	3130 06 05	3130 06 10	7.8	3.1	0.001
	8	3130 08 01	3130 08 02	3130 08 03	3130 08 04	3130 08 05	3130 08 10	9.5	4.3	0.001
	10	3130 10 01	3130 10 02	3130 10 03	3130 10 04	3130 10 05	3130 10 10	10.8	4.2	0.002
	12	3130 12 01	3130 12 02	3130 12 03	3130 12 04	3130 12 05	3130 12 10	12.5	5.1	0.003
	14	3130 14 01	3130 14 02	3130 14 03	3130 14 04	3130 14 05	3130 14 10	15	6	0.004

## CLIP Clip Strip for Tubes and Fittings

Technical polymer	ØD		H	K	N	kg
	4	CLIP 04 00	9	13.5	10.5	0.007
	6	CLIP 06 00	10.5	13	10.5	0.004
	8	CLIP 08 00	12.5	10.5	12	0.007
	10	CLIP 10 00	14	12	15	0.005
	12	CLIP 12 00	16.5	14	16.5	0.009
	14	CLIP 14 00	18	16	20.5	0.008

Delivered in boxes of 10 strips of the same diameter (complete with selftapping screws of 95 mm length)

## 3000 Disconnection Tool

Treated steel	H	H1	L	kg
	25	20	96	0.021

3000 70 00

For disconnecting LF 3000® tubing/fittings where access is difficult, we recommend the use of this disconnection tool.

## 3110 Coloured Release Button Covers

Technical polymer	ØD						kg
	4	3110 04 00	3110 04 02	3110 04 03	3110 04 04	3110 04 05	0.001
	6	3110 06 00	3110 06 02	3110 06 03	3110 06 04	3110 06 05	0.001
	8	3110 08 00	3110 08 02	3110 08 03	3110 08 04	3110 08 05	0.001
	10	3110 10 00	3110 10 02	3110 10 03	3110 10 04	3110 10 05	0.001
	12	3110 12 00	3110 12 02	3110 12 03	3110 12 04	3110 12 05	0.001
	14	3110 14 00	3110 14 02	3110 14 03	3110 14 04	3110 14 05	0.002

## 0178 Reducer, Male/Female BSPP and Metric Thread

Nickel-plated brass, NBR	C1	C2		E	F	L	kg
	M7x1	M5x0.8	0178 55 19	5	10	12	0.005
	G1/8	M5x0.8	0178 10 19	5	13	9	0.006
	G1/4	G1/8	0178 13 10	5.5	16	9.5	0.006
	G3/8	G1/8	0178 17 10	5.5	20	10.5	0.016
	G1/2	G1/4	0178 21 13	5.5	20	10.5	0.011
	G1/2	G3/8	0178 21 17	7.5	24	12.5	0.024
	G3/4	G1/2	0178 27 21	7.5	24	12.5	0.016
	G3/4	G1/2	0178 27 21	7.5	32	13.5	0.035

With integrated O-ring seal

## 0222 Internal Hex Plug, Male BSPP and Metric Thread

Nickel-plated brass, NBR	C		E	F	F1	H	kg
	M5x0.8	0222 19 00	3.5	8	2.5	7	0.002
	M7x1	0222 55 00	5	10	3	8.5	0.003
	G1/8	0222 10 00	5	13	5	8.5	0.006
	G1/4	0222 13 00	5.5	16	6	9.5	0.010
	G3/8	0222 17 00	5.5	20	8	10.5	0.019
	G1/2	0222 21 00	7.5	24	10	12	0.030

With integrated O-ring seal



# LF 3200 (3 mm) Push-In Fittings Range

## Stud Fittings

**3281**  
Metric  
Page 1-41



**3299**  
Metric  
Page 1-41



**3229**  
Metric  
Page 1-41



**3298**  
Metric  
Page 1-41



**3293**  
Metric  
Page 1-41



**3218**  
Metric  
Page 1-42



## Tube-to-Tube Fittings and Accessories

**3206**  
Straight  
Page 1-43



**3202**  
Elbow  
Page 1-43



**3204**  
Tee  
Page 1-43



**3266**  
Reducer  
Page 1-43



**3226**  
Plug  
Page 1-43



# LF 3200 Push-In Fittings (3 mm)

Miniature pneumatic installations are very precise and sensitive systems, having specific operating characteristics. Consequently, Parker Legris has developed this **ergonomic** range of brass push-in fittings for its **mechanical robustness** and **compactness**.

## Product Advantages

<b>Compact &amp; Lightweight</b>	25% smaller than other fittings on the market for optimum actuator dimensions Minimum weight for maximum efficiency Reduces energy consumption and limits actuator wear
<b>Resistance &amp; Performance</b>	All brass components for excellent impact resistance Gripping system with collet for increased robustness and service life Excellent resistance to high operating pressures
<b>Reliability</b>	100% leak-tested in production Date coding to guarantee quality and traceability Ideal for very sensitive applications Corrosion-resistant



**Applications**

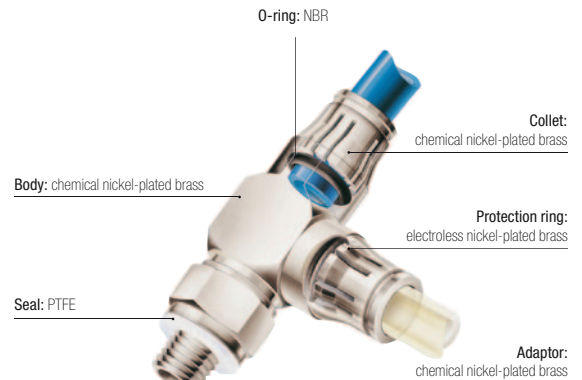
- Pneumatic Panels
- Robotics
- Semi-Conductors
- Textile
- Pneumatics
- Vacuum

## Technical Characteristics

<b>Compatible Fluids</b>	Compressed air
<b>Working Pressure</b>	Vacuum to 20 bar
<b>Working Temperature</b>	-15°C to +80°C
<b>Tightening Torque (daN.m)</b>	0.01 to 0.1

Reliable performance is dependent upon the type of fluid conveyed, component materials and tubing being used.  
Use is guaranteed with a vacuum of 755 mm Hg (99% vacuum).

### Component Materials




**Silicone-free**

### Regulations

**ISO 14743** ISO 14743: Pneumatic fluid power, push-in connectors for thermoplastic tubes

**DI:** 97/23/EC (PED)  
**DI:** 2002/95/EC (RoHS), 2011/65/EC  
**DI:** 94/9/EC (ATEX)  
**RG:** 1907/2006 (REACH)

## Installation Configurations


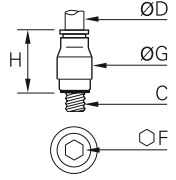



The LF 3200 fitting, connected with a 3 mm polyurethane or antistatic polyurethane tube, is the perfect solution for compact installations:


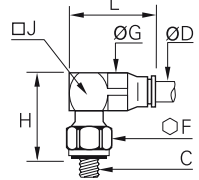

- which are highly stressed
- whose reliability is critical

# Stud Fittings


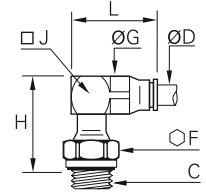

## 3281 Stud Fitting, Male Metric Thread

	<p>Nickel-plated brass, NBR</p> 	<b>ØD</b>	<b>C</b>		<b>F</b>	<b>G</b>	<b>H</b>	<b>kg</b>
		3	M3x0.5	<a href="#">3281 03 09</a>	1.5	6	9.5	0.001
			M5x0.8	<a href="#">3281 03 19</a>	1.5	8	9.5	0.002


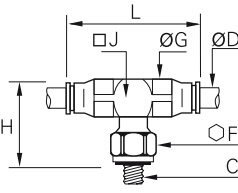

## 3299 Compact Stud Elbow, Male Metric Thread

	<p>Nickel-plated brass, NBR</p> 	<b>ØD</b>	<b>C</b>		<b>F</b>	<b>G</b>	<b>H</b>	<b>J</b>	<b>L</b>	<b>kg</b>
		3	M3x0.5	<a href="#">3299 03 09</a>	6	6	13.5	6	13.5	0.004
			M5x0.8	<a href="#">3299 03 19</a>	8	6	13	6	13.5	0.005


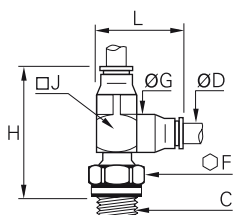

## 3229 Extended Stud Elbow, Male Metric Thread

	<p>Nickel-plated brass, NBR</p> 	<b>ØD</b>	<b>C</b>		<b>F</b>	<b>G</b>	<b>H</b>	<b>J</b>	<b>L</b>	<b>kg</b>
		3	M3x0.5	<a href="#">3229 03 09</a>	6	6	16	6	13.5	0.004
			M5x0.8	<a href="#">3229 03 19</a>	8	6	17	6	13.5	0.005

## 3298 Stud Branch Tee, Male Metric Thread

	<p>Nickel-plated brass, NBR</p> 	<b>ØD</b>	<b>C</b>		<b>F</b>	<b>G</b>	<b>H</b>	<b>J</b>	<b>L</b>	<b>kg</b>
		3	M3x0.5	<a href="#">3298 03 09</a>	6	6	13.5	6	20.5	0.004
			M5x0.8	<a href="#">3298 03 19</a>	8	6	13	6	20.5	0.005

## 3293 Stud Run Tee, Male Metric Thread

	<p>Nickel-plated brass, NBR</p> 	<b>ØD</b>	<b>C</b>		<b>F</b>	<b>G</b>	<b>H</b>	<b>J</b>	<b>L</b>	<b>kg</b>
		3	M3x0.5	<a href="#">3293 03 09</a>	6	6	20	6	13.5	0.004
			M5x0.8	<a href="#">3293 03 19</a>	8	6	20	6	13.5	0.005

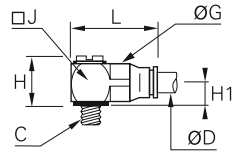
LF 3200: 3 mm


# Stud Fittings

## 3218 Single Banjo, Male Metric Thread




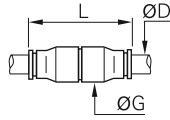

Nickel-plated brass, NBR




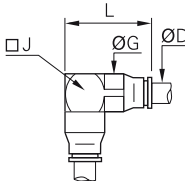

	ØD	C		G	H	H1	J	L	kg
3		M3x0.5	<b>3218 03 09</b>	6	9.5	4	6	12.5	0.002
		M5x0.8	<b>3218 03 19</b>	6	10.5	4.5	8	15	0.005

# Tube-to-Tube Fittings and Accessories


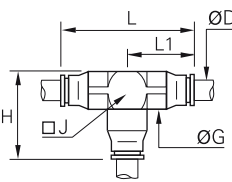

## 3206 Equal Tube-to-Tube Connector

	Nickel-plated brass, NBR		<b>ØD</b>		<b>G</b>	<b>L</b>	<b>kg</b>
			3	<a href="#">3206 03 00</a>	6	17	0.002


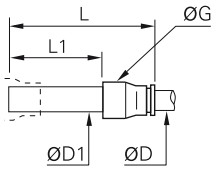

## 3202 Equal Elbow

	Nickel-plated brass, NBR		<b>ØD</b>		<b>G</b>	<b>J</b>	<b>L</b>	<b>kg</b>
			3	<a href="#">3202 03 00</a>	6	6	13.5	0.003


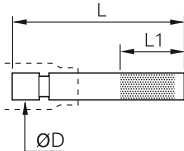

## 3204 Equal Tee

	Nickel-plated brass, NBR		<b>ØD</b>		<b>G</b>	<b>H</b>	<b>J</b>	<b>L</b>	<b>L1</b>	<b>kg</b>
			3	<a href="#">3204 03 00</a>	6	13.5	6	20.5	10.25	0.004

## 3266 Plug-In Reducer

	Nickel-plated brass, NBR, technical polymer		<b>ØD</b>	<b>ØD1</b>		<b>G</b>	<b>L</b>	<b>L1</b>	<b>kg</b>
			3	4	<a href="#">3266 03 04</a>	6	28	19	0.001

## 3226 Blanking Plug

	Nickel-plated brass		<b>ØD</b>		<b>L</b>	<b>L1</b>	<b>kg</b>
			3	<a href="#">3226 03 00</a>	20	10	0.001

# Range of LIQUIfit® Push-In Fittings

## Stud Fittings

### Straights

**6505**  
BSPT  
Page 1-48



**6315**  
BSPT  
Page 1-48



**6353**  
BSPP  
Page 1-49



**6521**  
BSPT  
Page 1-50



### Straights - Inch

**6505**  
NPTF/BSPT  
Page 1-48



**6315**  
NPTF  
Page 1-49



**6353**  
BSPP  
Page 1-49



**6352**  
BSPP  
Page 1-49



**6325**  
UNS  
Page 1-49



**6521**  
NPTF/BSPT  
Page 1-50



### Carstick®

**6300**  
Page 1-50



### Carstick® - Inch

**6300**  
Page 1-50



### Elbows

**6579**  
BSPT  
Page 1-51



**6509**  
BSPT  
Page 1-51



### Elbows - Inch

**6579**  
BSPT/NPTF  
Page 1-51



**6509**  
BSPT/NPTF  
Page 1-52



### Tees

**6508**  
BSPT  
Page 1-52



**6503**  
BSPT  
Page 1-53



### Tees - Inch

**6508**  
BSPT/NPTF  
Page 1-53



**6503**  
BSPT/NPTF  
Page 1-53



### Plugs

**6355**  
BSPT  
Page 1-53



## Tube-to-Tube Fittings

### Straight

**6306**  
Page 1-54



### Straight - Inch

**6306**  
Page 1-54



### Elbow

**6302**  
Page 1-54



### Elbow - Inch

**6302**  
Page 1-54



### Tee

**6304**  
Page 1-55



### Tee - Inch

**6304**  
Page 1-55



### Y

**6340**  
Page 1-55



### Y - Inch

**6340**  
Page 1-55



### Cross

**6307**  
Page 1-56



### Cross - Inch

**6307**  
Page 1-56



## Bulkhead Connectors

### Straight

**6316**  
Page 1-56



### Straight - Inch

**6316**  
Page 1-56



## Plug-In Fittings and Accessories

### Elbows

**6382**  
Page 1-57



**6380**  
Page 1-57



**6382**  
Page 1-57



### Tees

**6383**  
Page 1-57



**6388**  
Page 1-57



**6388**  
Page 1-58



### Tee - Inch

### Accessories

**6366**  
Page 1-58



**6326**  
Page 1-58



**6322**  
Page 1-59



**6351**  
Page 1-59



### Accessories - Inch

**6366**  
Page 1-58



**6368**  
Page 1-58



**6326**  
Page 1-59



**6322**  
Page 1-59



**6351**  
Page 1-59



# Range of LIQUIfit+ Push-In Fittings

## Stud Fittings

Straight - Inch

**6333**

Page 1-63



## Tube-to-Tube Fittings

Straight - Inch

Elbow - Inch

**6336**

Page 1-63



**6332**

Page 1-63



## Plug-In Fittings

Elbow - Inch

**6331**

Page 1-63



## LIQUIfit® and LIQUIfit+ Accessories

**3130**

Page 1-60

**3110**

Page 1-60

**0605**

Page 1-60



## Part Number Construction

Example: **6505 08 17WP2**

**6505**

### Article Type

65XX = LIQUIfit® (without pre-coating)

63XX = LIQUIfit®

633X = LIQUIfit+

### Product Type

XX05 = Male Stud Fitting

XX79 = Fixed Elbow

**08**

### Tube O.D.

4

6

8

10

12

**17**

### Thread Code

10: 1/8 BSPT

13: 1/4 BSPT

17: 3/8 BSPT

21: 1/2 BSPT

27: 3/4 BSPT

**W**

### Colour

W = White

**P2**

### Packaging

P2 = Standard (< 10 pieces)

P3 = High volumes (< 100 pieces)

# LIQUIfit® Push-In Fittings

This "eco-designed" range proposes an **innovative alternative** for water applications; **no fluid contamination** occurs and **environmental protection is guaranteed**. These fittings ensure **reliable and compact** connections for **liquid transfer** applications.

## Product Advantages

### Innovative Technology & Concept

- Ergonomic and aesthetic design
- The most compact product on the market for water, beverages and liquid foodstuffs
- Easy-to-clean external surfaces
- Push-in connection and disconnection
- Full flow
- Use with a pre-prepared metallic tubing
- Gripping system preventing any pumping effect
- Eco-designed (materials, manufacturing process, weight, dimensions and performance)

### Optimal Performance

- Patented sealing technology
- 100% leak-tested in production
- Date coding to guarantee quality and traceability
- Wide range of shapes and numerous configurations

### High Performance Material

- Bio-sourced polymer meeting the most severe food process regulations
- Suitable for contact with water and beverages
- Excellent chemical and mechanical resistance, even at high temperature
- Free of bisphenol A and phthalates, conforming with regulations



Hot & Cold Drinks Dispensers  
Neutral Gases  
Cooling Systems  
Food Process  
Water Purification Systems  
Water Dispensers  
Medical

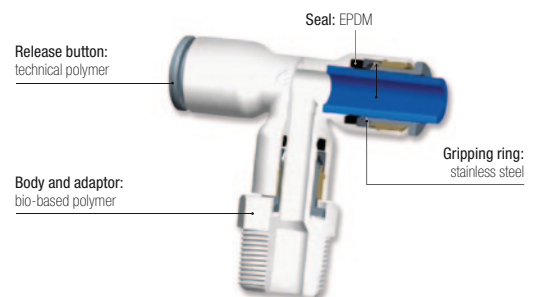
Applications

## Technical Characteristics

<b>Compatible Fluids</b>	Water, beverages, CO <sub>2</sub> (inert use) Chemical fluids: please consult us		
<b>Working Pressure</b>	Vacuum to 16 bar		
<b>Working Temperature</b>	-10°C to +95°C		
<b>Tightening Torques (BSPT/NPTF)</b>	Thread	1/8" and 1/4"	3/8" and 1/2"
	daN.m	0.15	0.30

Reliable performance is dependent upon the type of fluid conveyed, component materials and tubing being used.  
Use is guaranteed with a vacuum of 755 mm Hg (99% vacuum).

### Component Materials



### Silicone-free

### Regulations

DI: 2002/95/EC (RoHS), 2011/65/EC	DM 174
RG: 1935/2004/EC	KTW: fittings, on request
FDA: 21 CFR	WRAS
NSF 51 at 95°C	ACS
NSF/ANSI 61 - C HOT	

# Pressure and Temperature of the Different Diameters and Related Products of the LIQUIfit® Range

-10°C		Pressure (bar)	
mm Ø	inch Ø	Fittings	Tubing
4	5/32	16	16
6	1/4	16	16
8	5/16	16	16
10	3/8	13	15
12	1/2	11	11

+1°C		Pressure (bar)	
mm Ø	inch Ø	Fittings	Tubing
4	5/32	16	16
6	1/4	16	16
8	5/16	16	16
10	3/8	13	15
12	1/2	11	11

+20°C		Pressure (bar)	
mm Ø	inch Ø	Fittings	Tubing
4	5/32	16	16
6	1/4	16	16
8	5/16	16	16
10	3/8	13	15
12	1/2	11	11

+40°C		Pressure (bar)	
mm Ø	inch Ø	Fittings	Tubing
4	5/32	16	16
6	1/4	16	16
8	5/16	16	16
10	3/8	13	15
12	1/2	11	11

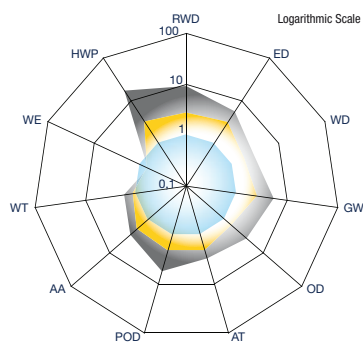
+65°C		Pressure (bar)	
mm Ø	inch Ø	Fittings	Tubing
4	5/32	10	10
6	1/4	10	10
8	5/16	10	10
10	3/8	7	7
12	1/2	7	7

+95°C		Pressure (bar)	
mm Ø	inch Ø	Fittings	Tubing
4	5/32	4	4
6	1/4	4	4
8	5/16	4	4
10	3/8	4	4
12	1/2	4	4

LIQUIfit®

## Environmental Footprint

Example: representation of the environmental footprint of an equal tube-to-tube connector

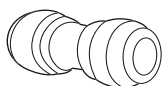


**Double Union**  
 □ Market Standard in POM  
 □ Market Standard in PP  
 □ PARKER LEGRIS

LIQUIfit®  
**Tube-to-Tube Connector**



**Market Standard**  
**Tube-to-Tube Connector**



## Environmental Approach

The Life Cycle Analysis (LCA) offers a true alternative in terms of environmental differentiation.

We carried out a comparative LCA on the market of drinking water between 3 Parker Legris fittings and the standard products on the market.

This analysis relies on ISO 14020, ISO 14025 and IEC PAS 62545 standards and the results are presented in a report approved by an ethics committee (Bureau Veritas).




RWD: Raw Material Depletion  
 ED: Energy Depletion  
 WD: Water Depletion  
 GW: Global Warming  
 OZ: Ozone Depletion  
 AT: Air Toxicity

POC: Photochemical Ozone Creation  
 AA: Air Acidification  
 WT: Water Toxicity  
 WE: Water Eutrophication  
 HWP: Hazardous Waste Production

# Stud Fittings


## 6505 Stud Fitting, Male BSPT Thread

Bio-based polymer, EPDM		ØD	C		F	F1	H	kg
4	R1/8	6505 04 10WP2	11	3	18	0.003		
	R1/4	6505 04 13WP2	14	3	18	0.004		
6	R1/8	6505 06 10WP2	11	4	18	0.002		
	R1/4	6505 06 13WP2	14	4	18	0.004		
8	R1/8	6505 08 10WP2	17	6	20	0.004		
	R1/4	6505 08 13WP2	14	6	20	0.004		
10	R3/8	6505 08 17WP2	17	6	20	0.005		
	R1/4	6505 10 13WP2	17	7	21.5	0.005		
	R3/8	6505 10 17WP2	19	7	21.5	0.007		
12	R1/2	6505 10 21WP2	22	7	21.5	0.010		
	R3/8	6505 12 17WP2	19	9	24.5	0.008		
	R1/2	6505 12 21WP2	22	9	24.5	0.012		

These part numbers are also available in WP3 = high volumes (number of parts per bag: 40, 50 or 100, depending on the diameters).  
Thread without pre-coating.

## 6505 Stud Fitting, Male NPTF Thread


Inch

Bio-based polymer, EPDM		ØD	C		F	F1	H	kg
1/4	NPT1/8	6505 56 11WP2	17	5/32	17	0.002		
	NPT1/4	6505 56 14WP2	17	5/32	17	0.003		
	NPT3/8	6505 56 18WP2	21.5	1/4	17	0.004		
3/8	NPT1/8	6505 60 11WP2	22.1	5/32	17	0.005		
	NPT1/4	6505 60 14WP2	22	1/4	22	0.006		
	NPT3/8	6505 60 18WP2	22	1/4	22	0.007		
1/2	NPT1/2	6505 60 22WP2	27	1/4	15/16	0.012		
	NPT3/8	6505 62 18WP2	28	3/8	15/16	0.012		
	NPT1/2	6505 62 22WP2	28	3/8	15/16	0.013		

These part numbers are also available in WP3 = high volumes (number of parts per bag: 40, 50 or 100, depending on the diameters).  
Thread without pre-coating.  
6505 56 18WP3, 6505 60 11WP3 and 6505 60 22WP3 are also available.


## 6505 Stud Fitting, Male BSPT Thread

Inch

Bio-based polymer, EPDM		ØD	C		F	F1	H	kg
1/4	R1/8	6505 56 10WP2	17	5	17	0.002		
	R1/4	6505 56 13WP2	17	5	17	0.003		
3/8	R1/4	6505 60 13WP2	22	7	22	0.006		
	R3/8	6505 60 17WP2	22	7	22	0.006		
	R1/2	6505 60 21WP2	28	7	28	0.012		
1/2	R3/8	6505 62 17WP2	28	9	28	0.014		
	R1/2	6505 62 21WP2	28	9	28	0.017		

These part numbers are also available in WP3 = high volumes (number of parts per bag: 40, 50 or 100, depending on the diameters).  
5/32" (4 mm) and 5/16" (8 mm) also available.  
Thread without pre-coating.

## 6315 Stud Fitting, Female BSPT Thread


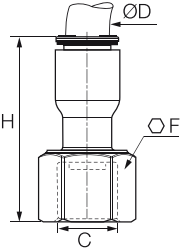

Bio-based polymer, EPDM		ØD	C		F	H	kg
6	R1/8	6315 06 10WP2	13	32	0.003		
	R1/4	6315 06 13WP2	16	33	0.004		
8	R1/4	6315 08 13WP2	16	33.5	0.004		
	R3/8	6315 08 17WP2	20	36	0.009		

These part numbers are also available in WP3 = high volumes (number of parts per bag: 40, 50 or 100, depending on the diameters).

# Stud Fittings


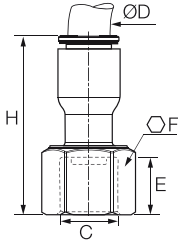

## 6315 Stud Fitting, Female NPTF Thread

Inch

		<b>ØD C</b>			<b>F H kg</b>	
		1/4 NPT1/4	<b>6315 56 14WP2</b>		11/16 30 0.003	
		3/8 NPT3/8	<b>6315 60 18WP2</b>		13/16 36 0.007	

These part numbers are also available in WP3 = high volumes (number of parts per bag: 40, 50 or 100, depending on the diameters).


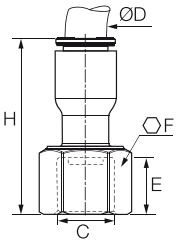

## 6353 Tap Connector Cone Type, Female BSPP Thread

		<b>ØD C</b>			<b>E F H kg</b>	
		6 G3/4	<b>6353 06 27WP2</b>		10 32 32 0.011	
		8 G3/4	<b>6353 08 27WP2</b>		10 32 40.5 0.017	
		10 G1/2	<b>6353 10 21WP2</b>		12 27 36 0.011	

These part numbers are also available in WP3 = high volumes (number of parts per bag: 40, 50 or 100, depending on the diameters).

## 6353 Tap Connector Cone Type, Female BSPP Thread


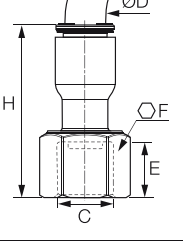

Inch

		<b>ØD C</b>			<b>E F H kg</b>	
		1/4 G3/4	<b>6353 56 27WP2</b>		10 32 31 0.006	
		3/8 G1/2	<b>6353 60 21WP2</b>		12 27 36 0.011	
		G3/4	<b>6353 60 27WP2</b>		10 32 41 0.018	
		1/2 G3/4	<b>6353 62 27WP2</b>		10 32 44.5 0.014	

These part numbers are also available in WP3 = high volumes (number of parts per bag: 40, 50 or 100, depending on the diameters).

## 6352 Stud Fitting Flat Type, Female BSPP Thread


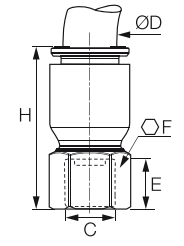

Inch

		<b>ØD C</b>			<b>E F H kg</b>	
		5/16 G1/2	<b>6352 08 21WP2</b>		10.5 27 37 0.009	
		G5/8	<b>6352 08 23WP2</b>		10.5 29 32 0.013	
		3/8 G3/8	<b>6352 60 17WP2</b>		12 22 36 0.008	
		G1/2	<b>6352 60 21WP2</b>		12 27 36 0.011	
		1/2 G5/8	<b>6352 62 23WP2</b>		10.5 29 32 0.013	

These part numbers are also available in WP3 = high volumes (number of parts per bag: 40, 50 or 100, depending on the diameters).

## 6325 Faucet Connector, Female UNS Thread


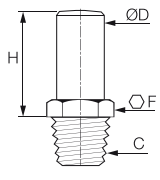


Inch

		<b>ØD C</b>			<b>E F H kg</b>	
		1/4 UNS7/16-24	<b>6325 56 133WP2</b>		7 9/16 31 0.002	
		3/8 UNS7/16-24	<b>6325 60 133WP2</b>		7 9/16 32 0.004	

These part numbers are also available in WP3 = high volumes (number of parts per bag: 40, 50 or 100, depending on the diameters).

# Stud Fittings


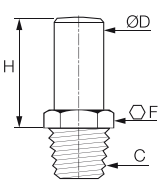


## 6521 Stud Standpipe, Male BSPT Thread

	Bio-based polymer		ØD	C		F	H	kg
			6	R1/8	<a href="#">6521 06 10WP2</a>	13	19	0.002
			6	R1/4	<a href="#">6521 06 13WP2</a>	14	19	0.003
				R3/8	<a href="#">6521 06 17WP2</a>	17	19	0.004
				R1/8	<a href="#">6521 08 10WP2</a>	19	23	0.003
			8	R1/4	<a href="#">6521 08 13WP2</a>	19	23	0.004
				R3/8	<a href="#">6521 08 17WP2</a>	19	23	0.004
				R1/4	<a href="#">6521 10 13WP2</a>	19	25	0.004
			10	R3/8	<a href="#">6521 10 17WP2</a>	19	25	0.005
				R1/2	<a href="#">6521 10 21WP2</a>	22	25	0.008
				R3/8	<a href="#">6521 12 17WP2</a>	22	28	0.005
			12	R1/2	<a href="#">6521 12 21WP2</a>	22	28	0.007

These part numbers are also available in WP3 = high volumes (number of parts per bag: 40, 50 or 100, depending on the diameters).  
Thread without pre-coating.

## 6521 Stud Standpipe, Male NPTF Thread


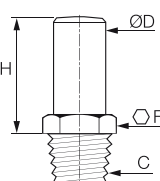


Inch

	Bio-based polymer		ØD	C		F	H	kg
			1/4	NPT1/8	<a href="#">6521 56 11WP2</a>	1/2	19	0.001
			1/4	NPT1/4	<a href="#">6521 56 14WP2</a>	1/2	19	0.002
				NPT3/8	<a href="#">6521 56 18WP2</a>	3/4	19.5	0.004
				NPT1/4	<a href="#">6521 60 14WP2</a>	3/4	25	0.004
			3/8	NPT3/8	<a href="#">6521 60 18WP2</a>	3/4	25	0.004
				NPT3/8	<a href="#">6521 62 18WP2</a>	15/16	31	0.010
				NPT1/2	<a href="#">6521 62 22WP2</a>	15/16	32.5	0.013

These part numbers are also available in WP3 = high volumes (number of parts per bag: 40, 50 or 100, depending on the diameters).  
Thread without pre-coating.


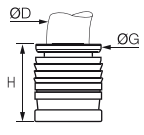


## 6521 Stud Standpipe, Male BSPT Thread

Inch

	Bio-based polymer		ØD	C		F	H	kg
			1/4	R1/8	<a href="#">6521 56 10WP2</a>	14	19	0.001
			1/4	R1/4	<a href="#">6521 56 13WP2</a>	14	19	0.002
				R3/8	<a href="#">6521 56 17WP2</a>	17	19	0.004
				R1/4	<a href="#">6521 60 13WP2</a>	19	25	0.004
			3/8	R3/8	<a href="#">6521 60 17WP2</a>	19	25	0.004
				R3/8	<a href="#">6521 62 17WP2</a>	24	31.5	0.006
				R1/2	<a href="#">6521 62 21WP2</a>	24	31.5	0.009


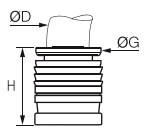


These part numbers are also available in WP3 = high volumes (number of parts per bag: 40, 50 or 100, depending on the diameters). 5/32" (4 mm) and 5/16" (8 mm) also available.  
Thread without pre-coating.

## 6300 LIQUIfit® Cartridge

	Brass, EPDM		ØD		G	H	kg			
			4	<a href="#">6300 04 00</a>	8	10	0.002			
			6	<a href="#">6300 06 00</a>	10	11.5	0.002			
			8	<a href="#">6300 08 00</a>	13	15	0.003			
			10	<a href="#">6300 10 00</a>	15.5	17	0.005			
			12	<a href="#">6300 12 00</a>	18.5	19.5	0.010			
			50 cartridges per Carstick® Cavity dimensions are available in Chapter 2.							


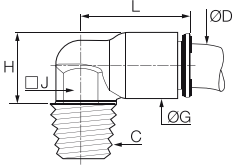

## 6300 LIQUIfit® Cartridge

Inch


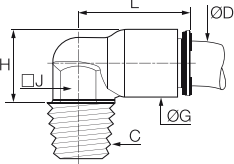

	Brass, EPDM		ØD		G	H	kg
			1/4	<a href="#">6300 56 00</a>	10.5	12.5	0.002
			3/8	<a href="#">6300 60 00</a>	15.5	17	0.005
			1/2	<a href="#">6300 62 00</a>	22	23	0.011
			50 cartridges per Carstick® 5/32" (4 mm) and 5/16" (8 mm) also available. Cavity dimensions are available in Chapter 2.				

# Stud Fittings


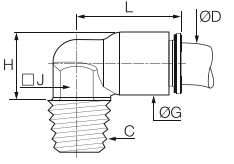

## 6579 Fixed Elbow, Male BSPT Thread

		Bio-based polymer, EPDM		<b>ØD</b>	<b>C</b>		<b>G</b>	<b>H</b>	<b>J</b>	<b>L</b>	<b>kg</b>
		6	R1/8	6579 06 10WP2	11	14	10	19	0.002		
		R1/4	6579 06 13WP2	11	14	10	19	0.003			
		R3/8	6579 06 17WP2	11	14	10	19	0.004			
<p>These part numbers are also available in WP3 = high volumes (number of parts per bag: 40, 50 or 100, depending on the diameters). Thread without pre-coating.</p>											


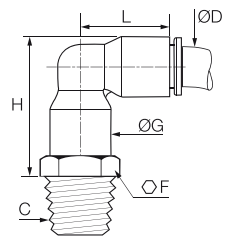

## 6579 Fixed Elbow, Male NPTF Thread Inch

		Bio-based polymer, EPDM		<b>ØD</b>	<b>C</b>		<b>G</b>	<b>H</b>	<b>J</b>	<b>L</b>	<b>kg</b>
		1/4	NPT1/8	6579 56 11WP2	11	22	3/8	18	0.009		
		NPT1/4	6579 56 14WP2	11	26	3/8	18	0.003			
		NPT3/8	6579 56 18WP2	11	26.5	3/8	18	0.004			
3/8	NPT1/4	6579 60 14WP2	16	32	1/2	26	0.006				
NPT3/8	6579 60 18WP2	16	32	1/2	26	0.006					
<p>These part numbers are also available in WP3 = high volumes (number of parts per bag: 40, 50 or 100, depending on the diameters). Thread without pre-coating.</p>											

## 6579 Fixed Elbow, Male BSPT Thread Inch

		Bio-based polymer, EPDM		<b>ØD</b>	<b>C</b>		<b>G</b>	<b>H</b>	<b>J</b>	<b>L</b>	<b>kg</b>
		1/4	R1/8	6579 56 10WP2	11	22	10	18	0.002		
		R1/4	6579 56 13WP2	11	26	10	18	0.003			
		R3/8	6579 56 17WP2	11	26	10	18	0.004			
3/8	R1/4	6579 60 13WP2	16	31.5	13	26	0.006				
R3/8	6579 60 17WP2	16	32	13	26	0.006					
<p>These part numbers are also available in WP3 = high volumes (number of parts per bag: 40, 50 or 100, depending on the diameters). Thread without pre-coating.</p>											

## 6509 Stud Elbow, Male BSPT Thread

		Bio-based polymer, EPDM		<b>ØD</b>	<b>C</b>		<b>F</b>	<b>G</b>	<b>H</b>	<b>L</b>	<b>kg</b>
		6	R1/8	6509 06 10WP2	13	10.5	28	24	0.037		
		R1/4	6509 06 13WP2	14	10.5	28	24	0.007			
		R3/8	6509 06 17WP2	17	10.5	28	24	0.008			
8	R1/8	6509 08 10WP2	19	13.5	34	29.5	0.010				
R1/4	6509 08 13WP2	19	13.5	34	29.5	0.011					
R3/8	6509 08 17WP2	19	13.5	34	29.5	0.011					
10	R1/4	6509 10 13WP2	19	16	38	34.5	0.019				
R3/8	6509 10 17WP2	19	16	38	34.5	0.020					
12	R1/2	6509 10 21WP2	22	16	38	34.5	0.023				
R3/8	6509 12 17WP2	22	19	44	40	0.022					
R1/2	6509 12 21WP2	22	19	44	40	0.024					
<p>These part numbers are also available in WP3 = high volumes (number of parts per bag: 40, 50 or 100, depending on the diameters). Thread without pre-coating; the body swivels for positioning purposes.</p>											

### Complementary LIQUIfit® Range Products

The other LIQUIfit® range products are presented in the corresponding chapters of this catalogue:

#### Technical Tubing and Hose

##### Advanced PE

P. 3-26



#### Function Fittings

##### Non-Return Valves

P. 4-44



#### Industrial Ball Valves

##### LIQUIfit® Ball Valves

P. 6-34



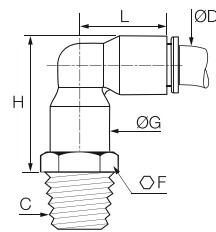
# Stud Fittings

## 6509 Elbow, Male NPTF Thread

Inch



Bio-based polymer, EPDM



ØD	C		F	G	H	L	kg
1/4	NPT1/8	6509 56 11WP2	1/2	11	28	23.5	0.003
	NPT1/4	6509 56 14WP2	9/16	11	28	23.5	0.004
	NPT3/8	6509 56 18WP2	3/4	11	28.5	23.5	0.006
3/8	NPT1/4	6509 60 14WP2	3/4	16	38	34	0.010
	NPT3/8	6509 60 18WP2	3/4	16	38	34	0.011
1/2	NPT3/8	6509 62 18WP2	15/16	22	50.5	46.5	0.024
	NPT1/2	6509 62 22WP2	15/16	22	51.5	46.5	0.027

These part numbers are also available in WP3 = high volumes (number of parts per bag: 40, 50 or 100, depending on the diameters).

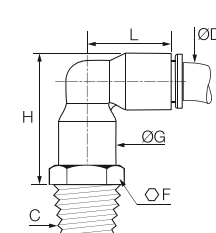
Thread without pre-coating; the body swivels for positioning purposes.

## 6509 Elbow, Male BSPT Thread

Inch



Bio-based polymer, EPDM



ØD	C		F	G	H	L	kg
1/4	R1/8	6509 56 10WP2	14	11	28	23.5	0.003
	R1/4	6509 56 13WP2	14	11	28	23.5	0.004
	R3/8	6509 56 17WP2	17	11	28	23.5	0.006
3/8	R1/4	6509 60 13WP2	19	16	38	34	0.010
	R3/8	6509 60 17WP2	19	16	38	34	0.011
1/2	R3/8	6509 62 17WP2	24	22	50.5	46.5	0.024
	R1/2	6509 62 21WP2	24	22	50.5	46.5	0.027

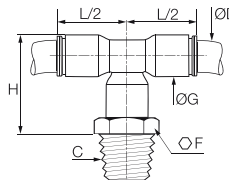
These part numbers are also available in WP3 = high volumes (number of parts per bag: 40, 50 or 100, depending on the diameters). 5/32" (4 mm) and 5/16" (8 mm) also available.

Thread without pre-coating; the body swivels for positioning purposes.

## 6508 Branch Tee, Male BSPT Thread



Bio-based polymer, EPDM



ØD	C		F	G	H	L/2	kg
6	R1/8	6508 06 10WP2	13	10.5	28	18	0.008
	R1/4	6508 06 13WP2	14	10.5	28	18	0.009
	R3/8	6508 06 17WP2	17	10.5	28	18	0.010
8	R1/8	6508 08 10WP2	19	13.5	34	23	0.012
	R1/4	6508 08 13WP2	19	13.5	34	23	0.013
	R3/8	6508 08 17WP2	19	13.5	34	23	0.013
10	R1/4	6508 10 13WP2	19	16	38	26.5	0.018
	R3/8	6508 10 17WP2	19	16	38	26.5	0.019
	R1/2	6508 10 21WP2	22	16	38	26.5	0.022
12	R3/8	6508 12 17WP2	22	19	44	31	0.024
	R1/2	6508 12 21WP2	22	19	44	31	0.026

These part numbers are also available in WP3 = high volumes (number of parts per bag: 40, 50 or 100, depending on the diameters).

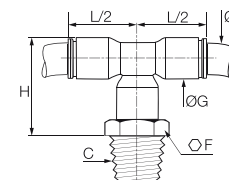
Thread without pre-coating; the body swivels for positioning purposes.

## 6508 Branch Tee, Male NPTF Thread

Inch



Bio-based polymer, EPDM



ØD	C		F	G	H	L/2	kg
1/4	NPT1/8	6508 56 11WP2	1/2	11	28	18	0.004
	NPT1/4	6508 56 14WP2	9/16	11	28	18	0.005
	NPT3/8	6508 56 18WP2	3/4	11	29	18	0.007
3/8	NPT1/4	6508 60 14WP2	3/4	16	38	26	0.013
	NPT3/8	6508 60 18WP2	3/4	16	38	26	0.013
1/2	NPT3/8	6508 62 18WP2	15/16	22	50	35.5	0.031
	NPT1/2	6508 62 22WP2	15/16	22	51	35.5	0.034


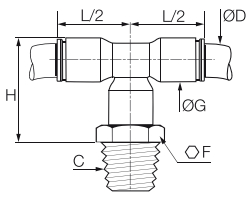

These part numbers are also available in WP3 = high volumes (number of parts per bag: 40, 50 or 100, depending on the diameters).

Thread without pre-coating; the body swivels for positioning purposes.

# Stud Fittings


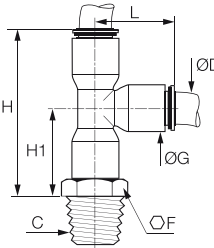

## 6508 Branch Tee, Male BSPT Thread

Inch

	Bio-based polymer, EPDM		<b>ØD</b>	<b>C</b>		<b>F</b>	<b>G</b>	<b>H</b>	<b>L/2</b>	<b>kg</b>
			R1/8	6508 56 10WP2		13	11	28	18	0.004
			1/4	R1/4	6508 56 13WP2	14	11	28	18	0.005
				R3/8	6508 56 17WP2	17	11	28	18	0.007
			3/8	R1/4	6508 60 13WP2	19	16	38	26	0.013
				R3/8	6508 60 17WP2	19	16	38	26	0.013
			1/2	R3/8	6508 62 17WP2	24	22	50	35.5	0.032
				R1/2	6508 62 21WP2	24	22	50	35.5	0.032

These part numbers are also available in WP3 = high volumes (number of parts per bag: 40, 50 or 100, depending on the diameters). 5/32" (4 mm) and 5/16" (8 mm) also available.  
Thread without pre-coating; the body swivels for positioning purposes.


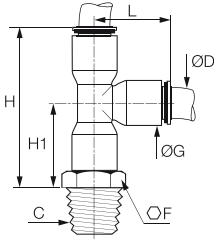

## 6503 Run Tee, Male BSPT Thread

	Bio-based polymer, EPDM		<b>ØD</b>	<b>C</b>		<b>F</b>	<b>G</b>	<b>H</b>	<b>H1</b>	<b>L</b>	<b>kg</b>
			6	R1/8	6503 06 10WP2	13	10.5	40	22	18.5	0.008
				R1/4	6503 06 13WP2	14	10.5	40	22	18.5	0.009
				R3/8	6503 06 17WP2	17	10.5	40	22	18.5	0.010
			8	R1/8	6503 08 10WP2	19	13.5	50	27	23	0.012
				R1/4	6503 08 13WP2	19	13.5	50	27	23	0.013
				R3/8	6503 08 17WP2	19	13.5	50	27	23	0.013
			10	R1/4	6503 10 13WP2	19	16	56.5	30	26.5	0.018
				R3/8	6503 10 17WP2	19	16	56.5	30	26.5	0.019
				R1/2	6503 10 21WP2	22	16	56.5	30	26.5	0.022
			12	R3/8	6503 12 17WP2	22	19	65.5	34.5	31	0.024
				R1/2	6503 12 21WP2	22	19	65.5	34.5	31	0.026

These part numbers are also available in WP3 = high volumes (number of parts per bag: 40, 50 or 100, depending on the diameters).  
Thread without pre-coating; the body swivels for positioning purposes.

## 6503 Run Tee, Male NPTF Thread


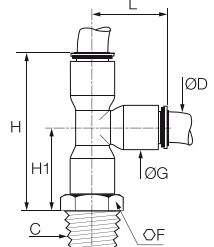

Inch

	Bio-based polymer, EPDM		<b>ØD</b>	<b>C</b>		<b>F</b>	<b>G</b>	<b>H</b>	<b>H1</b>	<b>L</b>	<b>kg</b>
			1/4	NPT1/8	6503 56 11WP2	1/2	11	40.5	22.5	18	0.004
				NPT1/4	6503 56 14WP2	9/16	11	40.5	22.5	18	0.005
				NPT3/8	6503 56 18WP2	3/4	11	41.5	23	18	0.007
			3/8	NPT1/4	6503 60 14WP2	3/4	16	56	30	26	0.013
				NPT3/8	6503 60 18WP2	3/4	16	56	30	26	0.013
			1/2	NPT3/8	6503 62 18WP2	15/16	22	75	39.5	35.5	0.031
				NPT1/2	6503 62 22WP2	15/16	22	76	40.5	35.5	0.035

These part numbers are also available in WP3 = high volumes (number of parts per bag: 40, 50 or 100, depending on the diameters).  
Thread without pre-coating; the body swivels for positioning purposes.


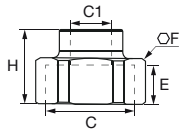

## 6503 Run Tee, Male BSPT Thread

Inch

	Bio-based polymer, EPDM		<b>ØD</b>	<b>C</b>		<b>F</b>	<b>G</b>	<b>H</b>	<b>H1</b>	<b>L</b>	<b>kg</b>
			1/4	R1/8	6503 56 10WP2	13	11	41.5	22.5	18	0.004
				R1/4	6503 56 13WP2	14	11	41.5	22.5	18	0.005
				R3/8	6503 56 17WP2	17	11	41.5	23	18	0.007
			3/8	R1/4	6503 60 13WP2	19	16	56	30	26	0.013
				R3/8	6503 60 17WP2	19	16	56	30	26	0.013
			1/2	R3/8	6503 62 17WP2	24	22	75	39.5	35.5	0.032
				R1/2	6503 62 21WP2	24	22	75	39.5	35.5	0.035

These part numbers are also available in WP3 = high volumes (number of parts per bag: 40, 50 or 100, depending on the diameters). 5/32" (4 mm) and 5/16" (8 mm) also available.  
Thread without pre-coating; the body swivels for positioning purposes.

## 6355 Unequal Connector, Female BSPP Thread

	Bio-based polymer		<b>C</b>	<b>C1</b>		<b>E</b>	<b>F</b>	<b>H</b>	<b>kg</b>
			G3/4	G1/4	6355 13 27WP2	10	32	23.5	0.050

These part numbers are also available in WP3 = high volumes (number of parts per bag: 40, 50 or 100, depending on the diameters).

# Tube-to-Tube Fittings

## 6306 Equal and Unequal Tube-to-Tube Connector

		Bio-based polymer, EPDM			G	L	kg
	4	4	<a href="#">6306 04 00WP2</a>		8.5	26.5	0.002
		6	<a href="#">6306 04 06WP2</a>		10.5	29	0.002
		8	<a href="#">6306 04 08WP2</a>		13.5	37	0.005
	6	6	<a href="#">6306 06 00WP2</a>		10.5	30	0.004
		8	<a href="#">6306 06 08WP2</a>		13.5	37	0.005
		10	<a href="#">6306 06 10WP2</a>		16	42	0.007
	8	8	<a href="#">6306 08 00WP2</a>		13.5	37	0.004
		10	<a href="#">6306 08 10WP2</a>		16	42	0.007
		12	<a href="#">6306 08 12WP2</a>		19	50	0.012
	10	10	<a href="#">6306 10 00WP2</a>		16	42	0.009
		12	<a href="#">6306 10 12WP2</a>		19	50	0.013
	12	12	<a href="#">6306 12 00WP2</a>		19	50.5	0.009

These part numbers are also available in WP3 = high volumes (number of parts per bag: 40, 50 or 100, depending on the diameters).

## 6306 Equal and Unequal Tube-to-Tube Connector

Inch

		Bio-based polymer, EPDM			G	L	kg
	5/16	3/8	<a href="#">6306 08 60WP2</a>		16	42	0.008
		1/2	<a href="#">6306 08 62WP2</a>		22	55	0.018
	1/4	1/4	<a href="#">6306 56 00WP2</a>		11	30	0.002
		5/16	<a href="#">6306 56 08WP2</a>		13.5	37	0.007
	3/8	3/8	<a href="#">6306 56 60WP2</a>		16	41	0.007
		1/2	<a href="#">6306 60 00WP2</a>		16	42	0.006
	3/8	1/2	<a href="#">6306 60 62WP2</a>		22	56	0.020
		1/2	<a href="#">6306 62 00WP2</a>		22	57	0.016

These part numbers are also available in WP3 = high volumes (number of parts per bag: 40, 50 or 100, depending on the diameters).

## 6302 Equal and Unequal Elbow

		Bio-based polymer, EPDM			G	L	kg
	4	4	<a href="#">6302 04 00WP2</a>		8.5	19	0.002
		6	<a href="#">6302 04 06WP2</a>		10.5	24	0.004
	6	6	<a href="#">6302 06 00WP2</a>		10.5	24	0.004
		8	<a href="#">6302 06 08WP2</a>		13.5	29.5	0.006
	8	8	<a href="#">6302 08 00WP2</a>		13.5	29	0.004
		10	<a href="#">6302 08 10WP2</a>		16	34.5	0.008
	10	10	<a href="#">6302 10 00WP2</a>		16	34.5	0.005
		12	<a href="#">6302 10 12WP2</a>		19	40.5	0.013
	12	12	<a href="#">6302 12 00WP2</a>		19	40.5	0.010

These part numbers are also available in WP3 = high volumes (number of parts per bag: 40, 50 or 100, depending on the diameters).

## 6302 Equal and Unequal Elbow


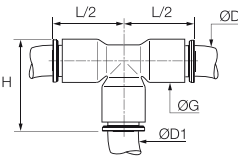

Inch

		Bio-based polymer, EPDM			G	L	kg
	5/16	3/8	<a href="#">6302 08 60WP2</a>		16	34	0.009
		1/4	<a href="#">6302 56 00WP2</a>		11	24	0.005
	1/4	5/16	<a href="#">6302 56 08WP2</a>		13.5	29.5	0.006
		3/8	<a href="#">6302 56 60WP2</a>		16	34	0.008
	3/8	3/8	<a href="#">6302 60 00WP2</a>		16	34	0.006
		1/2	<a href="#">6302 60 62WP2</a>		22	46.5	0.011
	1/2	1/2	<a href="#">6302 62 00WP2</a>		22	46.5	0.017

These part numbers are also available in WP3 = high volumes (number of parts per bag: 40, 50 or 100, depending on the diameters).

# Tube-to-Tube Fittings


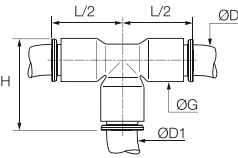

## 6304 Equal Tee

		<b>ØD</b>	<b>ØD1</b>		<b>G</b>	<b>H</b>	<b>L/2</b>	<b>kg</b>
		4	4	<a href="#">6304 04 00WP2</a>	8.5	20	15.5	0.004
		6	6	<a href="#">6304 06 00WP2</a>	10.5	23	18	0.006
		8	8	<a href="#">6304 08 00WP2</a>	13.5	29	22.5	0.006
		10	10	<a href="#">6304 10 00WP2</a>	16	34.5	26.5	0.009
		12	12	<a href="#">6304 12 00WP2</a>	19	40	31	0.014

These part numbers are also available in WP3 = high volumes (number of parts per bag: 40, 50 or 100, depending on the diameters).


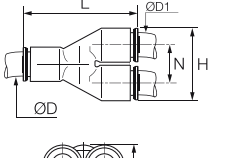

## 6304 Equal and Unequal Tee

Inch

		<b>ØD</b>	<b>ØD1</b>		<b>G</b>	<b>H</b>	<b>L/2</b>	<b>kg</b>
		1/4	1/4	<a href="#">6304 56 00WP2</a>	11	24	18	0.002
		3/8	3/8	<a href="#">6304 60 00WP2</a>	16	34	26	0.009
			1/4	<a href="#">6304 60 56WP2</a>	16	34	26	0.011
		1/2	1/2	<a href="#">6304 62 00WP2</a>	22	47	36	0.027
			3/8	<a href="#">6304 62 60WP2</a>	22	47	36	0.009

These part numbers are also available in WP3 = high volumes (number of parts per bag: 40, 50 or 100, depending on the diameters).  
5/32" (4 mm) and 5/16" (8 mm) also available.


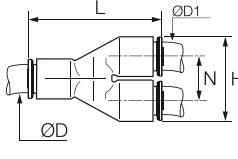

## 6340 Equal Single Y Piece

		<b>ØD</b>	<b>ØD1</b>		<b>H</b>	<b>K</b>	<b>L</b>	<b>N</b>	<b>kg</b>
		4	4	<a href="#">6340 04 00WP2</a>	17.5	8.5	30	9	0.004
		6	6	<a href="#">6340 06 00WP2</a>	21.5	10.5	36.5	11	0.008
		8	8	<a href="#">6340 08 00WP2</a>	28	13.5	44.5	14.5	0.007
		10	10	<a href="#">6340 10 00WP2</a>	33	16	53	17	0.010
		12	12	<a href="#">6340 12 00WP2</a>	39	19	60.5	20	0.025

These part numbers are also available in WP3 = high volumes (number of parts per bag: 40, 50 or 100, depending on the diameters).

## 6340 Equal Single Y Piece


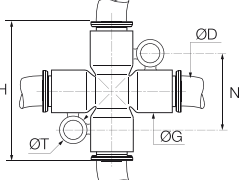

Inch

		<b>ØD</b>	<b>ØD1</b>		<b>H</b>	<b>K</b>	<b>L</b>	<b>N</b>	<b>kg</b>
		1/4	1/4	<a href="#">6340 56 00WP2</a>	22	11	36	11.5	0.010
		3/8	3/8	<a href="#">6340 60 00WP2</a>	33	16	53	17	0.011
		1/2	1/2	<a href="#">6340 62 00WP2</a>	45	22	67	23	0.028

These part numbers are also available in WP3 = high volumes (number of parts per bag: 40, 50 or 100, depending on the diameters).  
5/32" (4 mm) and 5/16" (8 mm) also available.

# Tube-to-Tube and Bulkhead Connectors


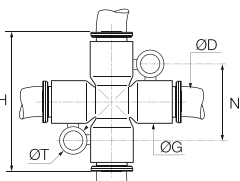

## 6307 Equal Cross

		Bio-based polymer, EPDM	<b>ØD</b>		<b>G</b>	<b>H</b>	<b>N</b>	<b>ØT</b>	<b>kg</b>						
			6							<a href="#">6307 06 00WP2</a>	11	36	20	4.2	0.005
			8							<a href="#">6307 08 00WP2</a>	13.5	45	22.5	4.2	0.020


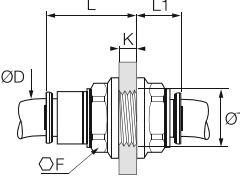

These part numbers are also available in WP3 = high volumes (number of parts per bag: 40, 50 or 100, depending on the diameters).

## 6307 Equal Cross

Inch

		Bio-based polymer, EPDM	<b>ØD</b>		<b>G</b>	<b>H</b>	<b>N</b>	<b>ØT</b>	<b>kg</b>						
			1/4							<a href="#">6307 56 00WP2</a>	11	36	20	4.2	0.010
			These part numbers are also available in WP3 = high volumes (number of parts per bag: 40, 50 or 100, depending on the diameters). 5/32" (4 mm) and 5/16" (8 mm) also available.												


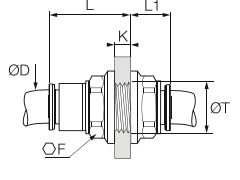

## 6316 Equal Bulkhead Union

		Bio-based polymer, EPDM	<b>ØD</b>		<b>F</b>	<b>K<sub>max</sub></b>	<b>L</b>	<b>L1</b>	<b>ØT<sub>min</sub></b>	<b>kg</b>							
			4								<a href="#">6316 04 00WP2</a>	13	5.5	15.5	10.5	10.5	0.018
			6								<a href="#">6316 06 00WP2</a>	15	8.5	20	10	12.5	0.004
			8								<a href="#">6316 08 00WP2</a>	18	14.5	27	10.5	15.5	0.007
			10								<a href="#">6316 10 00WP2</a>	22	14.5	30	13	18.5	0.012
			12								<a href="#">6316 12 00WP2</a>	26	18.5	35	15.5	22.5	0.020

These part numbers are also available in WP3 = high volumes (number of parts per bag: 40, 50 or 100, depending on the diameters).

## 6316 Equal Bulkhead Union


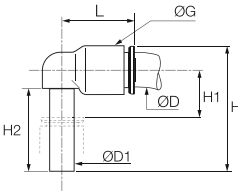

Inch

		Bio-based polymer, EPDM	<b>ØD</b>		<b>F</b>	<b>K<sub>max</sub></b>	<b>L</b>	<b>L1</b>	<b>ØT<sub>min</sub></b>	<b>kg</b>							
			1/4								<a href="#">6316 56 00WP2</a>	15	8.5	20	10	12.5	0.004
			3/8								<a href="#">6316 60 00WP2</a>	22	14.5	29.5	12.5	18.5	0.012
			1/2								<a href="#">6316 62 00WP2</a>	29	20.5	40.5	17	25.5	0.030

These part numbers are also available in WP3 = high volumes (number of parts per bag: 40, 50 or 100, depending on the diameters).  
 5/32" (4 mm) and 5/16" (8 mm) also available.

# Plug-In Fittings and Accessories


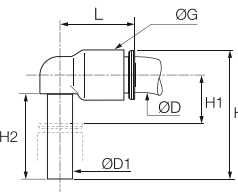

## 6382 Equal and Unequal Plug-In Elbow

		Bio-based polymer, EPDM	<b>ØD</b>	<b>ØD1</b>		<b>G</b>	<b>H</b>	<b>H1</b>	<b>H2</b>	<b>L</b>	<b>kg</b>
			4	4	<a href="#">6382 04 00WP2</a>	8.5	23	6	15.5	15	0.003
				6	<a href="#">6382 04 06WP2</a>	10.5	26.5	7	17	16.5	0.002
				6	<a href="#">6382 06 00WP2</a>	10.5	26.5	7	17	17	0.003
				4	<a href="#">6382 06 04WP2</a>	10.5	25	7	15.5	17	0.001
				8	<a href="#">6382 06 08WP2</a>	13.5	33.5	8	21.5	22.5	0.004
				8	<a href="#">6382 08 00WP2</a>	13.5	33.5	8	21.5	22.5	0.004
				10	<a href="#">6382 08 10WP2</a>	16	39	9.5	24.5	26	0.007
				10	<a href="#">6382 10 00WP2</a>	16	39	9.5	24.5	26.5	0.004
				12	<a href="#">6382 10 12WP2</a>	19	44.5	10	27	30	0.011
				12	<a href="#">6382 12 00WP2</a>	19	44.5	10	27	31	0.012

These part numbers are also available in WP3 = high volumes (number of parts per bag: 40, 50 or 100, depending on the diameters).


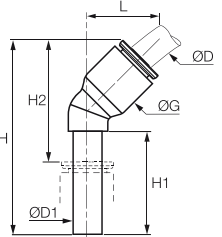

## 6382 Equal and Unequal Plug-In Elbow

Inch

		Bio-based polymer, EPDM	<b>ØD</b>	<b>ØD1</b>		<b>G</b>	<b>H</b>	<b>H1</b>	<b>H2</b>	<b>L</b>	<b>kg</b>
			5/16	3/8	<a href="#">6382 08 60WP2</a>	16	39	10	24.5	26	0.009
				1/4	<a href="#">6382 56 00WP2</a>	11	30.5	11	18	18	0.002
				3/8	<a href="#">6382 56 60WP2</a>	16	39	9	24.5	25.5	0.006
				3/8	<a href="#">6382 60 00WP2</a>	16	39	9	24.5	26.5	0.005
				1/2	<a href="#">6382 62 00WP2</a>	22	49	13	28.5	36	0.011


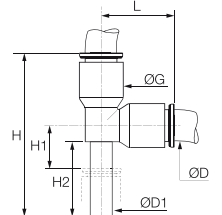

These part numbers are also available in WP3 = high volumes (number of parts per bag: 40, 50 or 100, depending on the diameters).  
Equal plug-in elbow: 5/32" (4 mm) and 5/16" (8 mm) also available.

## 6380 Plug-In 45° Equal Elbow

		Bio-based polymer, EPDM	<b>ØD</b>	<b>ØD1</b>		<b>G</b>	<b>H</b>	<b>H1</b>	<b>H2</b>	<b>L</b>	<b>kg</b>
			4	4	<a href="#">6380 04 00WP2</a>	8.5	33.5	19	21	13	0.001
			6	6	<a href="#">6380 06 00WP2</a>	11	39	21	25	14.5	0.002
			8	8	<a href="#">6380 08 00WP2</a>	13.5	44	21.5	25.5	19.5	0.006
			10	10	<a href="#">6380 10 00WP2</a>	16	53	27	32.5	23	0.004
			12	12	<a href="#">6380 12 00WP2</a>	19	58	27	34	26	0.012


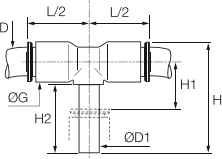

These part numbers are also available in WP3 = high volumes (number of parts per bag: 40, 50 or 100, depending on the diameters).

## 6383 Plug-In Equal Run Tee

		Bio-based polymer, EPDM	<b>ØD</b>	<b>ØD1</b>		<b>G</b>	<b>H</b>	<b>H1</b>	<b>H2</b>	<b>L</b>	<b>kg</b>
			4	4	<a href="#">6383 04 00WP2</a>	8.5	33	6	15.5	15	0.002
			6	6	<a href="#">6383 06 00WP2</a>	10.5	38.5	7	17	18	0.002
			8	8	<a href="#">6383 08 00WP2</a>	13.5	49	8	21.5	23	0.005
			10	10	<a href="#">6383 10 00WP2</a>	16	57	10.5	25.5	26.5	0.012
			12	12	<a href="#">6383 12 00WP2</a>	19	65	13	27	31	0.016

These part numbers are also available in WP3 = high volumes (number of parts per bag: 40, 50 or 100, depending on the diameters).

## 6388 Plug-In Equal Branch Tee


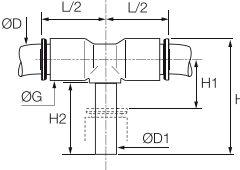

		Bio-based polymer, EPDM	<b>ØD</b>	<b>ØD1</b>		<b>G</b>	<b>H</b>	<b>H1</b>	<b>H2</b>	<b>L/2</b>	<b>kg</b>
			4	4	<a href="#">6388 04 00WP2</a>	8.5	25	6	15.5	15	0.005
			6	6	<a href="#">6388 06 00WP2</a>	10.5	28.5	7	17	16	0.006
			8	8	<a href="#">6388 08 00WP2</a>	13.5	33.5	8	21.5	23	0.005
			10	10	<a href="#">6388 10 00WP2</a>	16	41	9.5	24.5	26.5	0.007
			12	12	<a href="#">6388 12 00WP2</a>	19	46.5	10	27	31	0.016

These part numbers are also available in WP3 = high volumes (number of parts per bag: 40, 50 or 100, depending on the diameters).

# Plug-In Fittings and Accessories


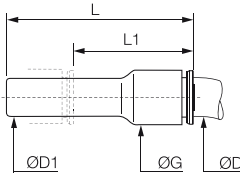

## 6388 Plug-In Equal Branch Tee

Inch

	Bio-based polymer, EPDM 	<b>ØD</b> <b>ØD1</b> 	<b>G</b> <b>H</b> <b>H1</b> <b>H2</b> <b>L/2</b> <b>kg</b>
		1/4   1/4 <a href="#">6388 56 00WP2</a>	11   30.5   11   20   18   0.002
		3/8   3/8 <a href="#">6388 60 00WP2</a>	16   42   12   25   25   0.008
		1/2   1/2 <a href="#">6388 62 00WP2</a>	22   51   13   29   32   0.020

These part numbers are also available in WP3 = high volumes (number of parts per bag: 40, 50 or 100, depending on the diameters).  
5/32" (4 mm) and 5/16" (8 mm) also available.


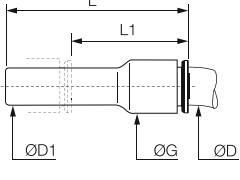

## 6366 Plug-In Reducer

	Bio-based polymer, EPDM 	<b>ØD</b> <b>ØD1</b> 	<b>G</b> <b>L</b> <b>L1</b> <b>kg</b>
		4   6 <a href="#">6366 04 06WP2</a>	8.5   38   23.5   0.004
		4   8 <a href="#">6366 04 08WP2</a>	8.5   38   19   0.004
		6   8 <a href="#">6366 06 08WP2</a>	10.5   38   20   0.004
		6   10 <a href="#">6366 06 10WP2</a>	10.5   39   17.5   0.002
		8   10 <a href="#">6366 08 10WP2</a>	13.5   48.5   28.5   0.009
		8   12 <a href="#">6366 08 12WP2</a>	13.5   48.5   24.5   0.004
		10   12 <a href="#">6366 10 12WP2</a>	16   52   33.5   0.005
		10   14 <a href="#">6366 10 14WP2</a>	16   53   33.5   0.005
		12   14 <a href="#">6366 12 14WP2</a>	19   55.5   33.5   0.023

These part numbers are also available in WP3 = high volumes (number of parts per bag: 40, 50 or 100, depending on the diameters).

## 6366 Plug-In Reducer


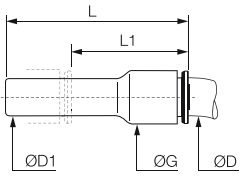

Inch

	Bio-based polymer, EPDM 	<b>ØD</b> <b>ØD1</b> 	<b>G</b> <b>L</b> <b>L1</b> <b>kg</b>
		1/4   5/16 <a href="#">6366 56 08WP2</a>	11   41   22.5   0.015
		1/4   3/8 <a href="#">6366 56 60WP2</a>	11   41   20.5   0.002
		5/16   3/8 <a href="#">6366 08 60WP2</a>	13.5   48.5   29   0.003
		5/16   1/2 <a href="#">6366 08 62WP2</a>	16   48.5   22   0.007
		3/8   1/2 <a href="#">6366 60 62WP2</a>	16   51   30   0.011

These part numbers are also available in WP3 = high volumes (number of parts per bag: 40, 50 or 100, depending on the diameters).


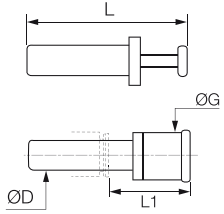

## 6368 Plug-In Increaser

Inch

	Bio-based polymer, EPDM 	<b>ØD</b> <b>ØD1</b> 	<b>G</b> <b>L</b> <b>L1</b> <b>kg</b>
		3/8   5/16 <a href="#">6368 60 08WP2</a>	16   44   25.5   0.004

These part numbers are also available in WP3 = high volumes (number of parts per bag: 40, 50 or 100, depending on the diameters).

## 6326 Blanking Plug


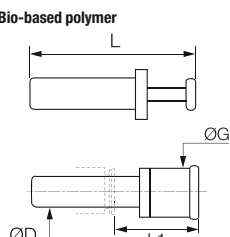

	Bio-based polymer 	<b>ØD</b> 	<b>G</b> <b>L</b> <b>L1</b> <b>kg</b>
		4 <a href="#">6326 04 00WP2</a>	6   30   15.5   0.001
		6 <a href="#">6326 06 00WP2</a>	8   33   16.5   0.001
		8 <a href="#">6326 08 00WP2</a>	10   35   17.5   0.002
		10 <a href="#">6326 10 00WP2</a>	12   42   21   0.003
		12 <a href="#">6326 12 00WP2</a>	14   45   22   0.004

These part numbers are also available in WP3 = high volumes (number of parts per bag: 40, 50 or 100, depending on the diameters).

# Plug-In Fittings and Accessories


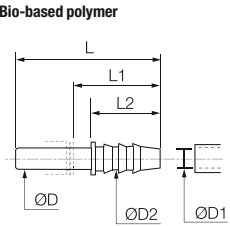

## 6326 Blanking Plug

Inch

	<p>Bio-based polymer</p> 	<p><b>ØD</b></p>		<p><b>G</b></p>	<p><b>L</b></p>	<p><b>L1</b></p>	<p><b>kg</b></p>
		1/4		8	36.5	22	0.001
		3/8		11.6	42.5	22	0.002
		1/2		14.7	48.5	21.5	0.004

These part numbers are also available in WP3 = high volumes (number of parts per bag: 40, 50 or 100, depending on the diameters).  
5/32 (4 mm) and 5/16 (8 mm) also available


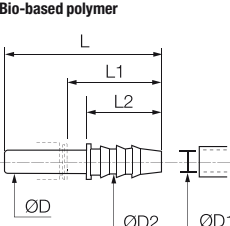

## 6322 Plug-In Barb Connector Inch

	<p>Bio-based polymer</p> 	<p><b>ØD</b></p>	<p><b>ØD1</b></p>	<p><b>ØD2</b></p>		<p><b>L</b></p>	<p><b>L1</b></p>	<p><b>L2</b></p>	<p><b>kg</b></p>
		6	4	7		39	25	17	0.004
		8	6	8.5		43	25	17	0.005
		10	7	8		50	29.5	22	0.006
		12	12.5	15.5		56	32	27.5	0.004

These part numbers are also available in WP3 = high volumes (number of parts per bag: 40, 50 or 100, depending on the diameters).


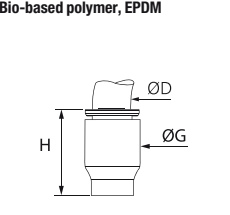

## 6322 Plug-In Barb Connector Inch

Inch

	<p>Bio-based polymer</p> 	<p><b>ØD</b></p>	<p><b>ØD1</b></p>	<p><b>ØD2</b></p>		<p><b>L</b></p>	<p><b>L1</b></p>	<p><b>L2</b></p>	<p><b>kg</b></p>
		1/4	0.28	0.32		39	24.5	17	0.001
			0.33	0.38		50	29.5	22	0.001
		3/8	0.28	0.32		45	24.5	17	0.008
			0.40	0.45		50	29	22	0.002
		1/2	0.40	0.45		58	37.5	30	0.005

These part numbers are also available in WP3 = high volumes (number of parts per bag: 40, 50 or 100, depending on the diameters).


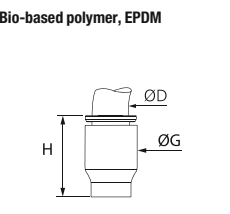

## 6351 End Cap

	<p>Bio-based polymer, EPDM</p> 	<p><b>ØD</b></p>		<p><b>G</b></p>	<p><b>H</b></p>	<p><b>kg</b></p>
		4		8.5	15	0.001
		6		10.5	17	0.002
		8		13.5	21.5	0.003
		10		16	22	0.003
		12		19	27.5	0.006

These part numbers are also available in WP3 = high volumes (number of parts per bag: 40, 50 or 100, depending on the diameters).

## 6351 End Cap

Inch

	<p>Bio-based polymer, EPDM</p> 	<p><b>ØD</b></p>		<p><b>G</b></p>	<p><b>H</b></p>	<p><b>kg</b></p>
		1/4		11	16	0.001
		3/8		16	22.5	0.003

These part numbers are also available in WP3 = high volumes (number of parts per bag: 40, 50 or 100, depending on the diameters).  
5/32" (4 mm) and 5/16" (8 mm) also available.





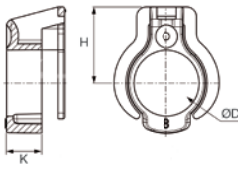
# Accessories

## 3130 Tamper-Proof Safety Clip







Technical Polymer	ØD							H	K	kg
	4	<a href="#">3130 04 01</a>	<a href="#">3130 04 02</a>	<a href="#">3130 04 03</a>	<a href="#">3130 04 04</a>	<a href="#">3130 04 05</a>	<a href="#">3130 04 10</a>	6.60	3.00	0.001
	6	<a href="#">3130 06 01</a>	<a href="#">3130 06 02</a>	<a href="#">3130 06 03</a>	<a href="#">3130 06 04</a>	<a href="#">3130 06 05</a>	<a href="#">3130 06 10</a>	7.80	3.10	0.001
	8	<a href="#">3130 08 01</a>	<a href="#">3130 08 02</a>	<a href="#">3130 08 03</a>	<a href="#">3130 08 04</a>	<a href="#">3130 08 05</a>	<a href="#">3130 08 10</a>	9.50	4.30	0.001
	10	<a href="#">3130 10 01</a>	<a href="#">3130 10 02</a>	<a href="#">3130 10 03</a>	<a href="#">3130 10 04</a>	<a href="#">3130 10 05</a>	<a href="#">3130 10 10</a>	10.80	4.20	0.002
	12	<a href="#">3130 12 01</a>	<a href="#">3130 12 02</a>	<a href="#">3130 12 03</a>	<a href="#">3130 12 04</a>	<a href="#">3130 12 05</a>	<a href="#">3130 12 10</a>	12.50	5.10	0.003
	14	<a href="#">3130 14 01</a>	<a href="#">3130 14 02</a>	<a href="#">3130 14 03</a>	<a href="#">3130 14 04</a>	<a href="#">3130 14 05</a>	<a href="#">3130 14 10</a>	12.50	5.10	0.004

## 3130 Tamper-Proof Safety Clip

Inch







Technical Polymer	ØD							H	K	kg
	1/4	<a href="#">3130 56 01</a>	<a href="#">3130 56 02</a>	<a href="#">3130 56 03</a>	<a href="#">3130 56 04</a>	<a href="#">3130 56 05</a>	<a href="#">3130 56 10</a>	7.80	3.10	0.001
	3/8	<a href="#">3130 60 01</a>	<a href="#">3130 60 02</a>	<a href="#">3130 60 03</a>	<a href="#">3130 60 04</a>	<a href="#">3130 60 05</a>	<a href="#">3130 60 10</a>	10.80	4.20	0.002
	1/2	<a href="#">3130 62 01</a>	<a href="#">3130 62 02</a>	<a href="#">3130 62 03</a>	<a href="#">3130 62 04</a>	<a href="#">3130 62 05</a>	<a href="#">3130 62 10</a>	12.50	5.10	0.003
	5/32" (4 mm) and 5/16" (8 mm) also available.									

## 3110 Coloured Release Button Covers



Technical Polymer	ØD						kg
	4	<a href="#">3110 04 00</a>	<a href="#">3110 04 02</a>	<a href="#">3110 04 03</a>	<a href="#">3110 04 04</a>	<a href="#">3110 04 05</a>	0.001
	6	<a href="#">3110 06 00</a>	<a href="#">3110 06 02</a>	<a href="#">3110 06 03</a>	<a href="#">3110 06 04</a>	<a href="#">3110 06 05</a>	0.001
	8	<a href="#">3110 08 00</a>	<a href="#">3110 08 02</a>	<a href="#">3110 08 03</a>	<a href="#">3110 08 04</a>	<a href="#">3110 08 05</a>	0.001
	10	<a href="#">3110 10 00</a>	<a href="#">3110 10 02</a>	<a href="#">3110 10 03</a>	<a href="#">3110 10 04</a>	<a href="#">3110 10 05</a>	0.001
	12	<a href="#">3110 12 00</a>	<a href="#">3110 12 02</a>	<a href="#">3110 12 03</a>	<a href="#">3110 12 04</a>	<a href="#">3110 12 05</a>	0.001
	14	<a href="#">3110 14 00</a>	<a href="#">3110 14 02</a>	<a href="#">3110 14 03</a>	<a href="#">3110 14 04</a>	<a href="#">3110 14 05</a>	0.002

## 3110 Coloured Release Button Covers

Inch

Technical Polymer	ØD						kg
	1/4	<a href="#">3110 56 00</a>	<a href="#">3110 56 02</a>	<a href="#">3110 56 03</a>	<a href="#">3110 56 04</a>	<a href="#">3110 56 05</a>	0.001
	3/8	<a href="#">3110 60 00</a>	<a href="#">3110 60 02</a>	<a href="#">3110 60 03</a>	<a href="#">3110 60 04</a>	<a href="#">3110 60 05</a>	0.001
	1/2	<a href="#">3110 62 00</a>	<a href="#">3110 62 02</a>	<a href="#">3110 62 03</a>	<a href="#">3110 62 04</a>	<a href="#">3110 62 05</a>	0.001
	5/32" (4 mm) and 5/16" (8 mm) also available						

## 0605 Fluoropolymer Tape

FKM		kg
	<a href="#">0605 12 12</a>	0.012
	<p>Can be used for temperatures from - 250°C to +260°C.            Chemically inert and resistant to gases, acids, solvents, hydrocarbons, oils, alkalines, steam, etc.            Non-toxic, waterproof, self-lubricating.            In accordance with CFR21.            Can be used on all materials.            Used to facilitate the preparation of leak-free threaded joints.            Supplied on a reel: length = 12 m; width = 12.7 mm; thickness = 0.08 mm.</p>	



# LIQUIfit+ Push-In Fittings

For the transfer of sensitive fluids, the LIQUIfit+ range **reduces the growth of bacteria** in your circuits **for 100% cleanliness after cleaning**, and can be **directly** connected to stainless steel tubing, without grooving.

## Product Advantages

### Zero Retention for 100% Cleanliness

- Up to 10 times less microbial growth within the fitting
- Elimination of 99.9% of bacteria during cleaning operations
- No degradation of the beverage taste
- Preservation of the integrity of sensitive or industrial fluids
- Extension of the fitting's life due to the absence of bacteria after cleaning

### Quality & Reliability

- 100% leak-tested in production
- Date coding to guarantee quality and traceability
- Quality approved for contact with food
- Excellent chemical resistance (chlorine, cleaning agents, UV...)
- Excellent long-term mechanical resistance
- Safety clip to avoid any untimely disconnection

### Innovative Technology

- Patented push-in connection, unique on stainless steel tubing (without preparation) and on polymer tubing
- Extremely compact
- 100% bio-based material
- Patented sealing technology (FR29461418)
- No tube movement after connection



Applications

- Food Process
- Medical
- Beverage Dispensers
- Pharmaceutical
- Chemical
- Brewing

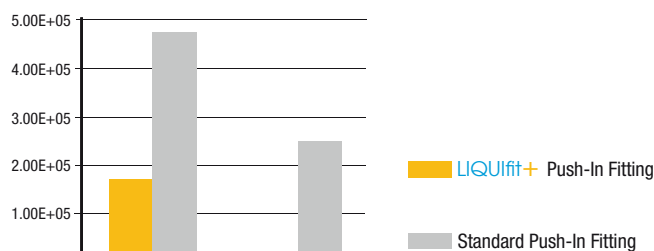
## Technical Characteristics

<b>Compatible Fluids</b>	Beer, water, beverages, industrial fluids
<b>Working Pressure</b>	Vacuum to 16 bar
<b>Working Temperature</b>	-10°C to +95°C (see LIQUIfit® chart p. 1-47)

Reliable performance is dependent upon the type of fluid conveyed, component materials and tubing being used. The use is guaranteed with a vacuum of 755 mm Hg (99% vacuum).

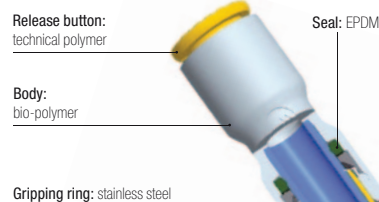
### Cleaning Efficiency

Comparison of the contamination by micro-organisms before and after cleaning operations (cfu/surface)\*



\* Tests carried out by an independent laboratory

### Component Materials



### Silicone-free


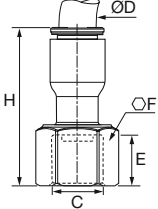

### Regulations

DI: 2002/95/EC (RoHS), 2011/65/EC  
 RG: 1935/2004/EC  
 FDA: 21 CFR  
 NSF51  
 NSF/ANSI 61 - C HOT



## 6333 Stud Fitting, Female BSPP Thread


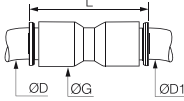

Inch

		<b>ØD</b>	<b>C</b>		<b>E</b>	<b>F</b>	<b>H</b>	<b>kg</b>
		3/8	G1/2	<a href="#">6333 60 21WP3</a>	14	11	30	0.010
		3/8	G5/8	<a href="#">6333 60 23WP3</a>	14	13	36	0.016

WP3 suffix = high volume (number of parts per bag: 40, 50 or 100 depending on the diameters).

## 6336 Equal and Unequal Tube-to-Tube Connector


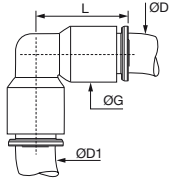

Inch

		<b>ØD</b>	<b>ØD1</b>		<b>ØG</b>	<b>L</b>	<b>kg</b>
		5/16	3/8	<a href="#">6336 08 00WP3</a>	13.5	37	0.004
		3/8	1/2	<a href="#">6336 08 60WP3</a>	16	42	0.008
		1/2	3/8	<a href="#">6336 08 62WP3</a>	22	55	0.016
		3/8	1/2	<a href="#">6336 60 00WP3</a>	16	42	0.006
		1/2	3/8	<a href="#">6336 60 62WP3</a>	22	56	0.020
		1/2	1/2	<a href="#">6336 62 00WP3</a>	22	57	0.016

WP3 suffix = high volume (number of parts per bag: 40, 50 or 100 depending on the diameters).

## 6332 Equal and Unequal Elbow


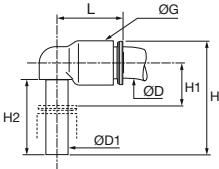

Inch

		<b>ØD</b>	<b>ØD1</b>		<b>ØG</b>	<b>L</b>	<b>kg</b>
		5/16	3/8	<a href="#">6332 08 00WP3</a>	13.5	29	0.004
		3/8	1/2	<a href="#">6332 08 60WP3</a>	16	34	0.009
		3/8	3/8	<a href="#">6332 60 00WP3</a>	16	34	0.006
		1/2	3/8	<a href="#">6332 60 62WP3</a>	22	46.5	0.011
		1/2	1/2	<a href="#">6332 62 00WP3</a>	22	46.5	0.017

WP3 suffix = high volume (number of parts per bag: 40, 50 or 100 depending on the diameters).

## 6331 Equal Plug-In Elbow

Inch

		<b>ØD</b>	<b>ØD1</b>		<b>ØG</b>	<b>H</b>	<b>H1</b>	<b>H2</b>	<b>L</b>	<b>kg</b>
		5/16	5/16	<a href="#">6331 08 00WP3</a>	13.5	33.5	8	21.5	22.5	0.004
		3/8	3/8	<a href="#">6331 60 00WP3</a>	16	39	9	24.5	26.5	0.005

WP3 suffix = high volume (number of parts per bag: 40, 50 or 100 depending on the diameters).

### Use with Stainless Steel Tubing

- These fittings are approved for use with 304 and 316L stainless steel tubing, 160 Hv, with tolerances on the external diameter +0.05/-0.10 mm.
- Carefully deburr the stainless steel tube end.
- For easy disconnection, press firmly on the release button.
- After 5 connections/disconnections, we recommend that you change the fitting.





# LF 3600 Push-In Fittings Range

## Stud Fittings

### Straights

- 3675**  
BSPT  
Page 1-67
- 3601**  
BSPP/Metric  
Page 1-67
- 3681**  
Metric  
Page 1-67
- 3614**  
BSPP/Metric  
Page 1-68
- 3621**  
BSPT  
Page 1-68
- 3631**  
BSPP/Metric  
Page 1-68
- 3600**  
Page 1-68



### Elbows

- 3609**  
BSPT  
Page 1-69
- 3629**  
BSPT  
Page 1-69
- 3699**  
BSPP/Metric  
Page 1-69
- 3669**  
BSPP/Metric  
Page 1-70



### Tees

- 3608**  
BSPT  
Page 1-70
- 3603**  
BSPT  
Page 1-70
- 3698**  
BSPP/Metric  
Page 1-70
- 3693**  
BSPP/Metric  
Page 1-71



### Banjo

- 3618**  
BSPP/Metric  
Page 1-71



## Tube-to-Tube Fittings

### Straight

- 3606**  
Page 1-72



### Elbow

- 3602**  
Page 1-72



### Tee

- 3604**  
Page 1-72



## Bulkhead Connector Fittings

### Straights

- 3616**  
Page 1-73
- 3636**  
BSPP  
Page 1-73



### Elbow

- 3639**  
Page 1-73



## Plug-In Accessories

- 3666**  
Page 1-74
- 3667**  
Page 1-74
- 3668**  
Page 1-74
- 3622**  
Page 1-74
- 3620**  
Page 1-74
- 3626**  
Page 1-75



## Accessories

- 0605**  
Page 1-75
- 3000 70**  
Page 1-75
- 3610**  
Page 1-75



# LF 3600 Push-In Fittings

In order to meet your **technical and environment requirements**, Parker Legris designed this range of metal fittings, offering **robustness, reliability** and **resistance to industrial fluids** for the most demanding environments.

## Product Advantages

- High Performance**
  - Resistant up to +150°C at 30 bar
  - Excellent mechanical performance
  - Long threads to resist shock and vibration
  - Excellent abrasion and corrosion resistance due to high phosphorus chemical nickel plating
  - Full flow, minimal pressure drop
- Versatility**
  - Materials conform to FDA standards
  - Spring collet gripping system suitable for both metal (grooved) and polymer tubing
  - Excellent resistance to high pressure and vacuum
  - Excellent chemical compatibility
  - More than 250 part numbers
  - One fitting for numerous applications: stock optimisation
  - Manual connection and disconnection
  - Compact and ergonomic
- Reliability**
  - High performance brass for increased lifespan
  - 100% leak-tested in production
  - Date coding to guarantee quality and traceability



Food Process  
Coffee Machines  
In-Plant Automotive  
Medical Equipment  
Printing  
Misting  
Welding Robots

Applications

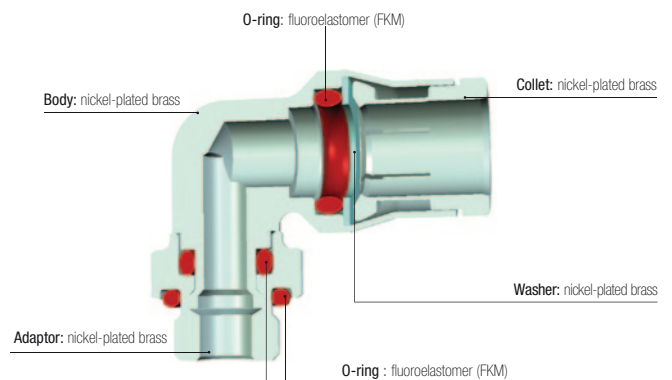
## Technical Characteristics

<b>Suitable Fluids</b>	Compressed air, grease, lubricant, water...
<b>Working Pressure</b>	Vacuum to 30 bar (20 bar: 3699, 3609)
<b>Working Temperature</b>	-20°C to +150°C

Maximum Tightening Torque (daN.m)	Thread							
	M5 x0.8	M6 x1	M8 x1	M10 x1	G1/8	G1/4	G3/8	G1/2
	0.16	0.18	0.6	0.8	0.8	1.2	3	3.5

Reliable performance is dependent upon the type of fluid conveyed, component materials and tubing being used.  
Use is guaranteed with a vacuum of 755 mm Hg (99% vacuum).

### Component Materials



### Silicone-free



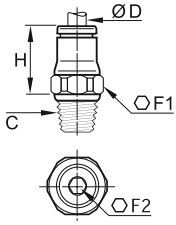

### Regulations

**Industrial**  
**ISO 14743:** pneumatic transmissions, push-in fittings for thermoplastic tubing  
**DI:** 97/23/EC (PED)  
**DI:** 2002/95/EC (RoHS), 2011/65/EC  
**RG:** 1907/2006 (REACH)  
**DI:** 94/9/EC (ATEX)  
**UL94 V-0:** please consult us



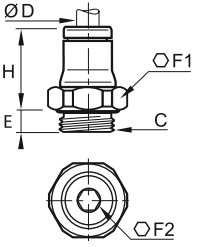

**Food**  
**RG:** 21CFR (FDA)  
**RG:** 1935/2004/EC (minimum flow 0.02 l/h)  
**USDA NSF H1:** grease  
**ASTM B733-04:** autocatalytic (electroless) nickel-phosphorus coatings

# Stud Fittings



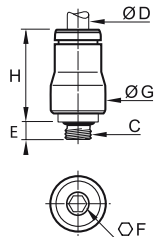

## 3675 Stud Fitting, Male BSPT Thread

ØD	C		F1	F2	H	kg
			<p>FDA chemical nickel-plated brass, FKM</p>   			
4	R1/8	<a href="#">3675 04 10</a>	10	3	15	0.009
	R1/4	<a href="#">3675 04 13</a>	14	3	15	0.017
6	R1/8	<a href="#">3675 06 10</a>	13	4	17	0.011
	R1/4	<a href="#">3675 06 13</a>	14	4	17	0.018
8	R1/8	<a href="#">3675 08 10</a>	15	5	19	0.015
	R1/4	<a href="#">3675 08 13</a>	16	6	18	0.019
10	R3/8	<a href="#">3675 08 17</a>	17	6	18.5	0.027
	R1/4	<a href="#">3675 10 13</a>	18	7	23	0.026
	R3/8	<a href="#">3675 10 17</a>	18	8	22.5	0.031
12	R1/2	<a href="#">3675 10 21</a>	22	8	22.5	0.056
	R1/4	<a href="#">3675 12 13</a>	20	7	25.5	0.033
14	R3/8	<a href="#">3675 12 17</a>	20	9	24	0.035
	R1/2	<a href="#">3675 12 21</a>	22	10	23	0.051
14	R3/8	<a href="#">3675 14 17</a>	22	9	27	0.042
	R1/2	<a href="#">3675 14 21</a>	24	11	26	0.057

## 3601 Stud Fitting, Male BSPP and Metric Thread

ØD	C		E	F1	F2	H	kg
			<p>FDA chemical nickel-plated brass, FKM</p>   				
4	M5x0.8	<a href="#">3601 04 19</a>	3.5	10	2.5	15.5	0.006
	M6x1	<a href="#">3601 04 52</a>	4.5	10	3	16	0.006
	M8x1	<a href="#">3601 04 56</a>	5	11	3	14.5	0.007
	G1/8	<a href="#">3601 04 10</a>	5.5	13	3	14.5	0.009
	G1/4	<a href="#">3601 04 13</a>	6.5	16	3	14.5	0.015
6	M5x0.8	<a href="#">3601 06 19</a>	3.5	13	2.5	19	0.010
	M10x1	<a href="#">3601 06 60</a>	5.5	13	4	17.5	0.011
	G1/8	<a href="#">3601 06 10</a>	5.5	13	4	17.5	0.011
8	G1/4	<a href="#">3601 06 13</a>	6.5	16	4	17	0.015
	G1/8	<a href="#">3601 08 10</a>	5.5	16	5	20	0.014
	G1/4	<a href="#">3601 08 13</a>	6.5	16	6	18	0.016
10	G3/8	<a href="#">3601 08 17</a>	7.5	20	6	19	0.028
	G1/4	<a href="#">3601 10 13</a>	6.5	18	7	25	0.025
	G3/8	<a href="#">3601 10 17</a>	7.5	20	8	22.5	0.028
12	G1/2	<a href="#">3601 10 21</a>	9	24	8	22.5	0.043
	G1/4	<a href="#">3601 12 13</a>	6.5	20	7	26.5	0.030
	G3/8	<a href="#">3601 12 17</a>	7.5	20	9	26	0.034
14	G1/2	<a href="#">3601 12 21</a>	9	24	10	23.5	0.042
	G3/8	<a href="#">3601 14 17</a>	7.5	22	9	28	0.038
14	G1/2	<a href="#">3601 14 21</a>	9	24	11	26.5	0.045

## 3681 Stud Fitting with Internal Hexagon, Male Metric Thread


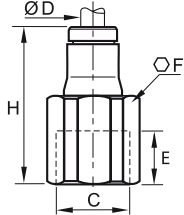

ØD	C		E	F	G	H	kg
<p>FDA chemical nickel-plated brass, FKM</p>   							
4	M5x0.8	<a href="#">3681 04 19</a>	3.5	2.5	10	16	0.005

### Related Products


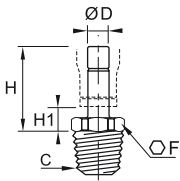

- Polyurethane Tubing
- Polyamide Tubing
- Polyethylene Tubing
- Fluoropolymer Tubing
- Anti-Spark Tubing
- Fireproof PA Tubing
- Brass Flow Control Regulators

# Stud Fittings


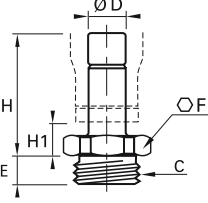

## 3614 Stud Fitting, Female BSPP and Metric Thread

	 <p>FDA chemical nickel-plated brass, FKM</p>	<b>ØD</b>	<b>C</b>		<b>E</b>	<b>F</b>	<b>H</b>	<b>kg</b>
		4	M5x0.8	<a href="#">3614 04 19</a>	5	10	22	0.009
		4	G1/8	<a href="#">3614 04 10</a>	7.5	14	25	0.016
			G1/4	<a href="#">3614 04 13</a>	11	17	29	0.026
		6	G1/8	<a href="#">3614 06 10</a>	7.5	14	27.5	0.019
			G1/4	<a href="#">3614 06 13</a>	11	17	31.5	0.028
		8	G1/8	<a href="#">3614 08 10</a>	9.5	15	28.5	0.022
			G1/4	<a href="#">3614 08 13</a>	13.5	17	32.5	0.028
		10	G3/8	<a href="#">3614 10 17</a>	14	22	38	0.052
			G3/8	<a href="#">3614 12 17</a>	14	22	39	0.055
		12	G1/2	<a href="#">3614 12 21</a>	18.5	24	43.5	0.062


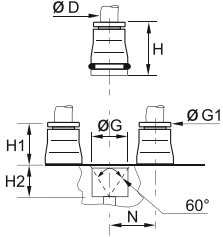

## 3621 Stud Standpipe, Male BSPT Thread

	 <p>FDA chemical nickel-plated brass</p>	<b>ØD</b>	<b>C</b>		<b>F</b>	<b>H</b>	<b>H1</b>	<b>kg</b>
		4	R1/8	<a href="#">3621 04 10</a>	10	21	7	0.006
		4	R1/4	<a href="#">3621 04 13</a>	14	21	7	0.014
			6	R1/8	<a href="#">3621 06 10</a>	10	23.5	6.5
		6	R1/4	<a href="#">3621 06 13</a>	14	23.5	6.5	0.016
			8	R1/8	<a href="#">3621 08 10</a>	10	24	6.5
		8	R1/4	<a href="#">3621 08 13</a>	14	24	6.5	0.017
			10	R1/4	<a href="#">3621 10 13</a>	14	22	6.5
		10	R3/8	<a href="#">3621 10 17</a>	17	30	7.5	0.022
			R3/8	<a href="#">3621 12 17</a>	17	31	7.5	0.023
		12	R1/2	<a href="#">3621 12 21</a>	22	31	7.5	0.041
		14	R1/2	<a href="#">3621 14 21</a>	22	33	8	0.042

## 3631 Stud Standpipe, Male BSPP and Metric Thread

	 <p>FDA chemical nickel-plated brass, FKM</p>	<b>ØD</b>	<b>C</b>		<b>E</b>	<b>F</b>	<b>H</b>	<b>H1</b>	<b>kg</b>
		4	M5x0.8	<a href="#">3631 04 19</a>	3.5	13	21.5	7	0.003
		4	G1/8	<a href="#">3631 04 10</a>	5.5	13	20	7	0.007
			G1/4	<a href="#">3631 04 13</a>	6.5	8	20	7.5	0.011
		6	G1/8	<a href="#">3631 06 10</a>	5.5	13	22.5	6.5	0.009
			G1/4	<a href="#">3631 06 13</a>	6.5	16	22.5	6.5	0.012
		8	G1/8	<a href="#">3631 08 10</a>	5.5	13	22.5	6.5	0.010
			G1/4	<a href="#">3631 08 13</a>	6.5	16	23	6.5	0.013
		10	G3/8	<a href="#">3631 08 17</a>	7.5	20	23	7.5	0.018
			G1/4	<a href="#">3631 10 13</a>	6.5	16	28	6.5	0.015
		10	G3/8	<a href="#">3631 10 17</a>	7.5	20	28	7.5	0.022
			G1/2	<a href="#">3631 10 21</a>	9	24	28	7.5	0.028
		12	G3/8	<a href="#">3631 12 17</a>	7.5	20	29	7.5	0.023
			G1/2	<a href="#">3631 12 21</a>	9	24	29	7.5	0.033
		14	G1/2	<a href="#">3631 14 21</a>	9	24	31	8	0.033

## 3600 Cartridge

	 <p>FDA chemical nickel-plated brass, FKM</p>	<b>ØD</b>		<b>G</b>	<b>G1</b>	<b>H</b>	<b>H1</b>	<b>H2</b>	<b>N</b>	<b>kg</b>
		4	<a href="#">3600 04 00</a>	9.8	8	17	8.5	8.5	11	0.006
		6	<a href="#">3600 06 00</a>	12.1	10	19	10.5	8.5	13.5	0.009
		8	<a href="#">3600 08 00</a>	14.8	13	21	12.5	8.5	16	0.012
		10	<a href="#">3600 10 00</a>	17.5	15	24.5	14	10.5	20	0.019
		12	<a href="#">3600 12 00</a>	20	17	25	14.5	10.5	22.5	0.023
		14	<a href="#">3600 14 00</a>	22	20	28.5	16.5	12	25	0.031

Cavity dimensions available in Chapter 2


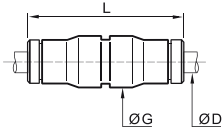






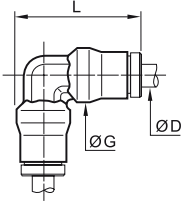



# Tube-to-Tube Fittings


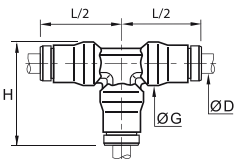

## 3606 Equal Tube-to-Tube Connector

			<b>ØD</b>			<b>G L kg</b>		
			4	<a href="#">3606 04 00</a>	10	30.5	0.010	
			6	<a href="#">3606 06 00</a>	12	36.5	0.016	
			8	<a href="#">3606 08 00</a>	15	37.5	0.021	
			10	<a href="#">3606 10 00</a>	17.5	47.5	0.034	
			12	<a href="#">3606 12 00</a>	19.5	50	0.042	
			14	<a href="#">3606 14 00</a>	21.5	52.5	0.050	

## 3602 Equal Elbow


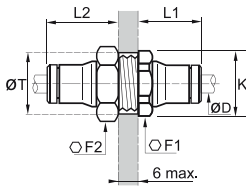

			<b>ØD</b>			<b>G L kg</b>		
			4	<a href="#">3602 04 00</a>	10	23	0.010	
			6	<a href="#">3602 06 00</a>	12	28	0.016	
			8	<a href="#">3602 08 00</a>	15	31	0.023	
			10	<a href="#">3602 10 00</a>	17.5	37.5	0.033	
			12	<a href="#">3602 12 00</a>	19.5	40.5	0.045	
			14	<a href="#">3602 14 00</a>	21.5	45	0.056	

## 3604 Equal Tee


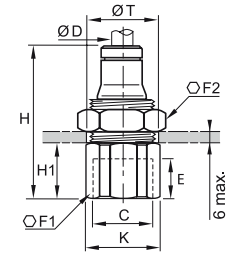

			<b>ØD</b>			<b>G H L/2 kg</b>			
			4	<a href="#">3604 04 00</a>	10	23	18	0.014	
			6	<a href="#">3604 06 00</a>	12	28	21.5	0.023	
			8	<a href="#">3604 08 00</a>	15	31	23.5	0.032	
			10	<a href="#">3604 10 00</a>	17.5	37.5	29	0.048	
			12	<a href="#">3604 12 00</a>	19.5	40.5	31	0.063	
			14	<a href="#">3604 14 00</a>	21.5	45	34	0.078	

# Bulkhead Connector Fittings


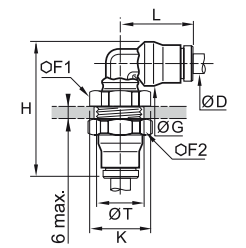

## 3616 Equal Bulkhead Connector

	<p>FDA chemical nickel-plated brass, FKM</p> 	<b>ØD</b>		<b>F1</b>	<b>F2</b>	<b>K</b>	<b>L1</b>	<b>L2</b>	<b>ØT min</b>	<b>kg</b>
		4	<a href="#">3616 04 00</a>	13	14	14	14	20	12.5	0.018
		6	<a href="#">3616 06 00</a>	16	17	17.5	17	22	15	0.028
		8	<a href="#">3616 08 00</a>	18	19	19.5	18.5	23.5	17	0.035
		10	<a href="#">3616 10 00</a>	22	27	24	21.5	26.5	21	0.063
		12	<a href="#">3616 12 00</a>	24	24	26	23	27	23	0.062
		14	<a href="#">3616 14 00</a>	27	27	29.5	25.5	29.5	25	0.079

## 3636 Bulkhead Connector, Female BSPP Thread

	<p>FDA chemical nickel-plated brass, FKM</p> 	<b>ØD</b>	<b>C</b>		<b>E</b>	<b>F1</b>	<b>F2</b>	<b>H</b>	<b>H1</b>	<b>K</b>	<b>ØT min</b>	<b>kg</b>		
		4	G1/8	<a href="#">3636 04 10</a>	8.5	14	14	30.5	11	15	13	13	0.020	
		6	G1/8	<a href="#">3636 06 10</a>	8.5	17	17	33	11	18.5	15	15	15	0.033
			G1/4	<a href="#">3636 06 13</a>	11.5	17	17	37	15	18.5	15	15	15	0.033
		8	G1/8	<a href="#">3636 08 10</a>	8.5	19	19	34	10.5	21	17	17	17	0.044
			G1/4	<a href="#">3636 08 13</a>	11.5	19	19	38	14.5	21	17	17	17	0.044
		10	G3/8	<a href="#">3636 10 17</a>	12	22	27	42.5	16	24	21	21	21	0.073
G3/8	<a href="#">3636 12 17</a>		12	24	24	43	16	26	23	23	23	0.077		
12	G1/2	<a href="#">3636 12 21</a>	16	27	24	48.5	21.5	29.5	23	23	23	0.133		


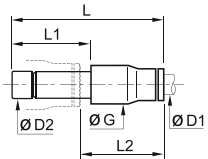

## 3639 Equal Bulkhead Elbow

	<p>FDA chemical nickel-plated brass, FKM</p> 	<b>ØD</b>		<b>F1</b>	<b>F2</b>	<b>G</b>	<b>H</b>	<b>K</b>	<b>L</b>	<b>ØT min</b>	<b>kg</b>
		4	<a href="#">3639 04 00</a>	13	14	10	35	14	18	12.5	0.023
		6	<a href="#">3639 06 00</a>	16	17	12	40.5	17.5	21.5	15	0.035
		8	<a href="#">3639 08 00</a>	18	19	15	44	19.5	23.5	17	0.046
		10	<a href="#">3639 10 00</a>	22	27	17.5	51	24	29	21	0.080
		12	<a href="#">3639 12 00</a>	24	24	19.5	55	26	31	23	0.086
		14	<a href="#">3639 14 00</a>	27	27	21.5	59	29.5	34	25	0.144


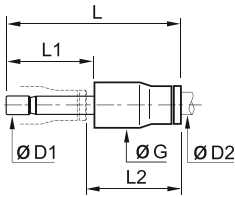

The body swivels for positioning purposes.

# Plug-In Accessories


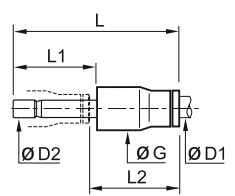

## 3666 Plug-In Reducer

		FDA chemical nickel-plated brass, FKM		<b>ØD1</b>	<b>ØD2</b>		<b>G</b>	<b>L</b>	<b>L1</b>	<b>L2</b>	<b>kg</b>
		4	6 8	<a href="#">3666 04 06</a> <a href="#">3666 04 08</a>	10 10	35 35.5	19.5 20	18 18	0.008 0.009		
				6	8 10	<a href="#">3666 06 08</a> <a href="#">3666 06 10</a>	12 12	38 43.5	20 25	20.5 21	0.012 0.015
				8	10 12	<a href="#">3666 08 10</a> <a href="#">3666 08 12</a>	15 15	44 44	25 26	21.5 20.5	0.016 0.018
				10	12	<a href="#">3666 10 12</a>	17.5	50	26	27	0.026
				12	14	<a href="#">3666 12 14</a>	19.5	53	28	28.5	0.032


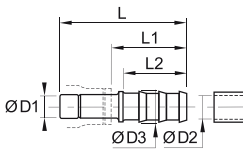

## 3667 Plug-In Metric/Inch Adaptor

		FDA chemical nickel-plated brass, FKM		<b>ØD1</b>	<b>ØD2</b>		<b>G</b>	<b>L</b>	<b>L1</b>	<b>L2</b>	<b>kg</b>
		6	1/4	<a href="#">3667 06 56</a>	12.5	38.5	19.5	21	0.012		
				10	3/8	<a href="#">3667 10 60</a>	17	49.5	25	27	0.026
				12	1/2	<a href="#">3667 12 62</a>	20	51	26	27.5	0.030


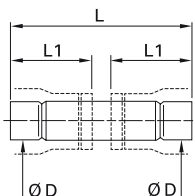

## 3668 Plug-In Increaser

		FDA chemical nickel-plated brass, FKM		<b>ØD1</b>	<b>ØD2</b>		<b>G</b>	<b>L</b>	<b>L1</b>	<b>L2</b>	<b>kg</b>
		6	4	<a href="#">3668 06 04</a>	12	36	17	21.5	0.010		

## 3622 Plug-In Barb Connector


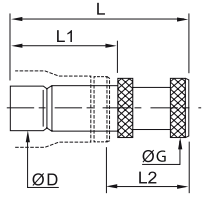

		FDA chemical nickel-plated brass		<b>ØD1</b>	<b>ØD2</b>		<b>ØD3</b>	<b>L</b>	<b>L1</b>	<b>L2</b>	<b>kg</b>
		4	3.2 5	<a href="#">3622 04 53</a> <a href="#">3622 04 05</a>	5 7	40.5 40.5	27 27	22.5 22.5	0.003 0.005		
				6	5	<a href="#">3622 06 05</a>	7	43	27	22.5	0.006
				8	6.3 8	<a href="#">3622 08 56</a> <a href="#">3622 08 08</a>	8.3 10	42 44	25 27	22.5 22.5	0.008 0.010
				10	6.3 8	<a href="#">3622 10 56</a> <a href="#">3622 10 08</a>	8.3 10	47.5 47.5	25.5 25.5	22.5 22.5	0.011 0.011
				12	8 10	<a href="#">3622 12 08</a> <a href="#">3622 12 10</a>	10 10	48.5 48.5	25.5 25.5	22.5 22.5	0.015 0.014
				12.5	10	<a href="#">3622 12 62</a>	14.5	57	34	29.5	0.019
				14	12.5 14	<a href="#">3622 14 62</a> <a href="#">3622 14 14</a>	16 16	57.5 59.5	33 35	29.5 29.5	0.023 0.023

## 3620 Male Stem Connector



		FDA chemical nickel-plated brass		<b>ØD</b>		<b>L</b>	<b>L1</b>	<b>kg</b>
		4	<a href="#">3620 04 00</a>	31	14	0.002		
				6	<a href="#">3620 06 00</a>	36.5	17	0.005
				8	<a href="#">3620 08 00</a>	37.5	17.5	0.007
				10	<a href="#">3620 10 00</a>	47.5	22.5	0.011
				12	<a href="#">3620 12 00</a>	49.5	23.5	0.015
				14	<a href="#">3620 14 00</a>	53	25	0.016

# Plug-In Accessories


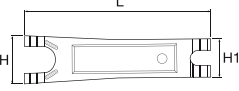

## 3626 Blanking Plug

	FDA chemical nickel-plated brass 	<b>ØD</b>		<b>G</b>	<b>L</b>	<b>L1</b>	<b>L2</b>	<b>kg</b>
		4	<a href="#">3626 04 00</a>	6	25.5	17.5	11.5	0.004
		6	<a href="#">3626 06 00</a>	8	30.5	19.5	13.5	0.009
		8	<a href="#">3626 08 00</a>	10	33	20	16	0.009
		10	<a href="#">3626 10 00</a>	12	40	25	18	0.015
		12	<a href="#">3626 12 00</a>	14	43	26	20	0.021
14	<a href="#">3626 14 00</a>	16	47	28	22.5	0.029		




## 0605 Fluoropolymer Tape

	FKM		<b>kg</b>
		<a href="#">0605 12 12</a>	0.012
Can be used for temperatures from - 250°C to +260°C. Chemically inert and resistant to gases, acids, solvents, hydrocarbons, oils, alkalines, steam etc. Non-toxic, waterproof, self-lubricating. In accordance with CFR21. Can be used on all materials. Used to facilitate the preparation of leak-free threaded joints. Supplied on a reel, length = 12 m; width = 12.7 mm; thickness 0.08 mm.			

## 3000 70 00 Disconnection Tool

	Treated steel 		<b>H</b>	<b>H1</b>	<b>L</b>	<b>kg</b>
		<a href="#">3000 70 00</a>	25	20	96	0.021
For disconnecting LF 3000® fittings/tubing where access is difficult, we recommend the use of this disconnection tool.						

## 3610 Coloured Release Button Covers

	Anodised aluminium	<b>ØD</b>			<b>kg</b>
		6	<a href="#">3610 06 00</a>	<a href="#">3610 06 04</a>	0.004
		8	<a href="#">3610 08 00</a>	<a href="#">3610 08 04</a>	0.007
		10	<a href="#">3610 10 00</a>	<a href="#">3610 10 04</a>	0.011
		12	<a href="#">3610 12 00</a>	<a href="#">3610 12 04</a>	0.013
		14	<a href="#">3610 14 00</a>	<a href="#">3610 14 04</a>	0.016
Red and green colours are available upon request Coloured release buttons covers help the identification of circuits and will protect your connections against spark projections.					



# LF 3800/LF 3900 Push-In Fittings Range

## Stud Fittings

### Straights

**3805**  
**3905**  
BSPT  
Page 1-79



**3805**  
NPT  
Page 1-79



**3801**  
**3901**  
BSPP/Metric  
Page 1-79



**3821**  
**3921**  
BSPT  
Page 1-80



**3821**  
**3921**  
NPT  
Page 1-80



**3831**  
**3931**  
BSPP/Metric  
Page 1-80



**3800**  
**3900**  
Page 1-81



### Straights - Inch

**3805**  
NPT  
Page 1-79



**3821**  
NPT  
Page 1-80



### Elbows

**3809**  
**3909**  
BSPT  
Page 1-81



**3809**  
NPT  
Page 1-81



**3899**  
**3999**  
BSPP/Metric  
Page 1-81



**3889**  
**3989**  
BSPT  
Page 1-82



**3889**  
NPT  
Page 1-82



**3879**  
**3979**  
BSPP  
Page 1-82



**3889**  
NPT  
Page 1-82



### Elbow - Inch

### Tees

**3803**  
**3903**  
BSPT  
Page 1-83



**3803**  
NPT  
Page 1-83



**3893**  
**3993**  
BSPP/Metric  
Page 1-83



**3808**  
**3908**  
BSPT  
Page 1-83



**3808**  
NPT  
Page 1-84



**3898**  
**3998**  
BSPP/Metric  
Page 1-84



## Tube-to-Tube Fittings

### Straight

**3806**  
**3906**  
Page 1-85



### Straight - Inch

**3806**  
**3906**  
Page 1-85



### Elbow

**3802**  
**3902**  
Page 1-85



### Elbow - Inch

**3802**  
**3902**  
Page 1-85



### Tee

**3804**  
**3904**  
Page 1-85



### Tee - Inch

**3804**  
Page 1-86



## Bulkhead Connector Fittings

### Straight

**3816**  
**3916**  
Page 1-86



### Straight - Inch

**3816**  
**3916**  
Page 1-86



## Plug-In Fittings and Accessories

**3866**  
**3966**  
Reducer  
Page 1-87



**3826**  
Plug  
Page 1-87



## Accessories

**3800 70**  
Page 1-87



**0605**  
Page 1-87



**3000 70**  
Page 1-87



# LF 3800/LF 3900 Push-In Fittings

Parker Legris has developed two ranges of **stainless steel fittings (LF 3800 or LF 3900 in full 316L)** for conveying corrosive fluids in **aggressive environments**. These ranges provide two complementary levels of corrosion resistance and a **hygienic external design**.

## Product Advantages

### High Resistance to Aggressive Environments

LF 3800: excellent for conveying aggressive fluids  
 LF 3900: maximum chemical resistance to internal and external corrosion  
 Hygienic external design for reducing retention zones  
 Easy cleaning in situ  
 Proven gripping technology

### Wide Range of Applications

Perfect for permanent contact with foodstuffs  
 Compatible with frequent sterilization  
 Excellent in saline environments and outdoor applications  
 Resistant to industrial cleaning agents and detergents  
 Compatible with polymer and grooved stainless steel tubing  
 One fitting for many applications: optimised stock management

### Reliability & Safety

All-metal product allowing detection of all components  
 Full bore, with minimal pressure drop  
 Resistant to hammering, mechanical shock and impulse  
 Manual connection and disconnection, no tools required  
 100% leak-tested in production  
 Date coding to guarantee quality and traceability  
 IP 51 bulkhead: complete protection against ingress in food and non-food zones



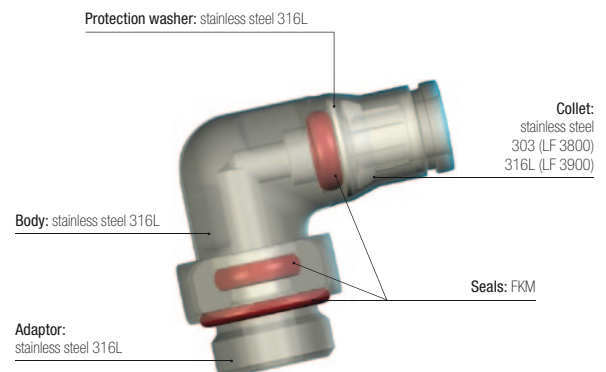
**Applications**  
 Food Process  
 Paper Industry  
 Petrochemical  
 Pharmaceutical  
 Chemical  
 Medical

## Technical Characteristics

<b>Compatible Fluids</b>	All fluids compatible with the fitting and tubing component materials					
<b>Working Pressure</b>	Vacuum to 30 bar (20 bar: 3879/3979 and 3889/3989)					
<b>Working Temperature</b>	-20° to +150°C					
<b>Adaptor Tightening Torque</b>	Threads	M5x0.8	G1/8	G1/4	G3/8	G1/2
	daN.m	0.16	0.8	1.2	3	3.5
<b>Bulkhead Tightening Torque</b>	Ø (mm)	4	6	8	10	12
	daN.m min.	0.5	0.5	0.6	0.6	0.6
	daN.m max.	0.9	0.9	1	1	1

Reliable performance is dependent upon the type of fluid conveyed, component materials and tubing being used.  
 Use is guaranteed with a vacuum of 755 mm Hg (99% vacuum).

### Component Materials



### Silicone-free

### Regulations


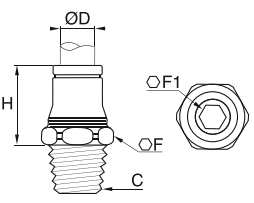


ISO 14743 Pneumatic transmissions, push-in fittings for thermoplastic tubing  
 DI: 97/23/EC (PED)  
 DI: 2002/95/EC (RoHS), 2011/65/EC  
 DI: 94/9/EC (ATEX)

RG: 1907/2006 (REACH)  
 UL94 V-0: Seal  
 RG: 21 CFR (FDA)  
 RG: 1935/2004/EC  
 USDA NSF H1: Grease

# Stud Fittings


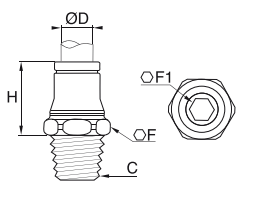

## 3805/3905

### Stud Fitting, Male BSPT Thread

	Stainless steel 316L, FKM		<b>ØD</b>	<b>C</b>			<b>F</b>	<b>F1</b>	<b>H</b>	<b>kg</b>
			4	R1/8	<a href="#">3805 04 10</a>	<a href="#">3905 04 10</a>	10	3	14.5	0.008
				R1/4	<a href="#">3805 04 13</a>	<a href="#">3905 04 13</a>	14	3	14.5	0.016
			6	R1/8	<a href="#">3805 06 10</a>	<a href="#">3905 06 10</a>	13	4	18	0.012
				R1/4	<a href="#">3805 06 13</a>	<a href="#">3905 06 13</a>	14	4	16.5	0.018
				R1/8	<a href="#">3805 08 10</a>	<a href="#">3905 08 10</a>	15	5	19	0.015
				R1/4	<a href="#">3805 08 13</a>	<a href="#">3905 08 13</a>	15	6	18	0.018
				R3/8	<a href="#">3805 08 17</a>	<a href="#">3905 08 17</a>	17	6	18.5	0.025
			10	R1/4	<a href="#">3805 10 13</a>	<a href="#">3905 10 13</a>	19	6	24	0.029
				R3/8	<a href="#">3805 10 17</a>	<a href="#">3905 10 17</a>	19	6	22.5	0.031
				R1/4	<a href="#">3805 12 13</a>	<a href="#">3905 12 13</a>	22	7	25	0.035
			12	R3/8	<a href="#">3805 12 17</a>	<a href="#">3905 12 17</a>	22	8	24	0.038
				R1/2	<a href="#">3805 12 21</a>	<a href="#">3905 12 21</a>	22	10	23	0.046

## 3805


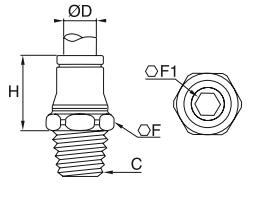

### Stud Fitting, Male NPT Thread

	Stainless steel 316L, FKM		<b>ØD</b>	<b>C</b>		<b>F</b>	<b>F1</b>	<b>H</b>	<b>kg</b>
			4	NPT1/8	<a href="#">3805 04 11</a>	11	3	14.5	0.009
			6	NPT1/8	<a href="#">3805 06 11</a>	13	4	18	0.012
				NPT1/4	<a href="#">3805 06 14</a>	14	4	16.5	0.017
				NPT1/8	<a href="#">3805 08 11</a>	15	5	19	0.015
				NPT1/4	<a href="#">3805 08 14</a>	15	6	18	0.019
			10	NPT1/4	<a href="#">3805 10 14</a>	19	6	24	0.028
				NPT3/8	<a href="#">3805 10 18</a>	19	7	22.5	0.031
				NPT1/4	<a href="#">3805 12 14</a>	22	7	25	0.035
			12	NPT3/8	<a href="#">3805 12 18</a>	22	8	24	0.039
				NPT1/2	<a href="#">3805 12 22</a>	22	10	23	0.045

## 3805

### Stud Fitting, Male NPT Thread


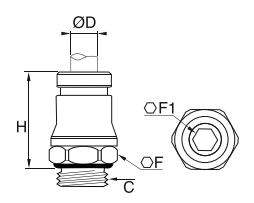


Inch

	Stainless steel 316L, FKM		<b>ØD</b>	<b>C</b>		<b>F</b>	<b>F1</b>	<b>H</b>	<b>kg</b>
			3/16	NPT1/8	<a href="#">3805 55 11</a>	10	3	15.5	0.010
				NPT1/4	<a href="#">3805 55 14</a>	14	3	15.5	0.016
				NPT1/8	<a href="#">3805 56 11</a>	13	4	19	0.012
				NPT1/4	<a href="#">3805 56 14</a>	14	4	17.5	0.017
				NPT1/4	<a href="#">3805 60 14</a>	19	6	25	0.029
			3/8	NPT3/8	<a href="#">3805 60 18</a>	19	7	24	0.032
				NPT1/4	<a href="#">3805 62 14</a>	22	7	26	0.039
				NPT3/8	<a href="#">3805 62 18</a>	22	8	25	0.042
			1/2	NPT1/2	<a href="#">3805 62 22</a>	22	10	25	0.050

5/32" (4 mm) and 5/16" (8 mm) also available

## 3801/3901

### Stud Fitting, Male BSPP and Metric Thread

	Stainless steel 316L, FKM		<b>ØD</b>	<b>C</b>			<b>F</b>	<b>F1</b>	<b>H</b>	<b>kg</b>
			4	M5x0.8	<a href="#">3801 04 19</a>	<a href="#">3901 04 19</a>	10	2.5	17	0.006
				G1/8	<a href="#">3801 04 10</a>	<a href="#">3901 04 10</a>	13	3	16.5	0.009
				M5x0.8	<a href="#">3801 06 19</a>	<a href="#">3901 06 19</a>	13	2.5	20.5	0.010
			6	G1/8	<a href="#">3801 06 10</a>	<a href="#">3901 06 10</a>	13	4	18	0.010
				G1/4	<a href="#">3801 06 13</a>	<a href="#">3901 06 13</a>	17	4	18	0.015
				G1/8	<a href="#">3801 08 10</a>	<a href="#">3901 08 10</a>	15	5	19	0.013
				G1/4	<a href="#">3801 08 13</a>	<a href="#">3901 08 13</a>	17	5	20.5	0.017
				G3/8	<a href="#">3801 08 17</a>	<a href="#">3901 08 17</a>	21	6	20	0.027
			10	G1/4	<a href="#">3801 10 13</a>	<a href="#">3901 10 13</a>	19	7	25	0.025
				G3/8	<a href="#">3801 10 17</a>	<a href="#">3901 10 17</a>	21	7	25	0.035
				G1/4	<a href="#">3801 12 13</a>	<a href="#">3901 12 13</a>	21	7	27	0.030
			12	G3/8	<a href="#">3801 12 17</a>	<a href="#">3901 12 17</a>	21	9	26.5	0.034

Other products are available upon request; please do not hesitate to consult us.

# Stud Fittings

## 3821/3921 Stud Standpipe, Male BSPT Thread

ØD	C	Stainless steel 316L		F	H	kg
4	R1/8	<a href="#">3821 04 10</a>	<a href="#">3921 04 10</a>	10	21	0.006
	R1/8	<a href="#">3821 06 10</a>	<a href="#">3921 06 10</a>	10	23	0.007
6	R1/4	<a href="#">3821 06 13</a>	<a href="#">3921 06 13</a>	14	24	0.015
	R1/8	<a href="#">3821 08 10</a>	<a href="#">3921 08 10</a>	11	24	0.008
8	R1/4	<a href="#">3821 08 13</a>	<a href="#">3921 08 13</a>	14	25	0.015
	R1/4	<a href="#">3821 10 13</a>	<a href="#">3921 10 13</a>	19	30	0.020
10	R3/8	<a href="#">3821 10 17</a>	<a href="#">3921 10 17</a>	19	30	0.022
	R1/4	<a href="#">3821 12 13</a>	<a href="#">3921 12 13</a>	19	31	0.017
	R3/8	<a href="#">3821 12 17</a>	<a href="#">3921 12 17</a>	19	31	0.022
12	R1/2	<a href="#">3821 12 21</a>	<a href="#">3921 12 21</a>	22	32	0.040

## 3821/3921 Stud Standpipe, Male NPT Thread

ØD	C	Stainless steel 316L		F	H	kg
4	R1/8	<a href="#">3821 04 11</a>	<a href="#">3921 04 11</a>	10	21	0.006
	R1/8	<a href="#">3821 06 11</a>	<a href="#">3921 06 11</a>	10	23	0.008
6	R1/4	<a href="#">3821 06 14</a>	<a href="#">3921 06 14</a>	14	24	0.016
	R1/8	<a href="#">3821 08 11</a>	<a href="#">3921 08 14</a>	14	24	0.010
8	R1/4	<a href="#">3821 08 14</a>	<a href="#">3921 08 14</a>	14	25	0.016
	R1/4	<a href="#">3821 10 14</a>	<a href="#">3921 10 14</a>	14	30	0.016
10	R3/8	<a href="#">3821 10 18</a>	<a href="#">3921 10 18</a>	17	30	0.022
	R1/4	<a href="#">3821 12 14</a>	<a href="#">3921 12 14</a>	14	31	0.022
	R3/8	<a href="#">3821 12 18</a>	<a href="#">3921 12 18</a>	17	31	0.026
12	R1/2	<a href="#">3821 12 22</a>	<a href="#">3921 12 22</a>	22	32	0.052

## 3821 Stud Standpipe, Male NPT Thread

Inch

ØD	C	Stainless steel 316L		F	H	kg
3/16	NPT1/8	<a href="#">3821 55 11</a>		9.9	24.9	0.009
	NPT1/8	<a href="#">3821 56 11</a>		9.9	25.9	0.009
1/4	NPT1/4	<a href="#">3821 56 14</a>		14	26.9	0.018
	NPT1/4	<a href="#">3821 60 14</a>		19	32	0.018
3/8	NPT3/8	<a href="#">3821 60 18</a>		19	32	0.029
	NPT1/4	<a href="#">3821 62 14</a>		19	36.1	0.033
	NPT3/8	<a href="#">3821 62 18</a>		19	37.1	0.037
1/2	NPT1/2	<a href="#">3821 62 22</a>		22.1	37.1	0.055

5/32" (4 mm) and 5/16" (8 mm) also available

## 3831/3931 Stud Standpipe, Male BSPP and Metric Thread


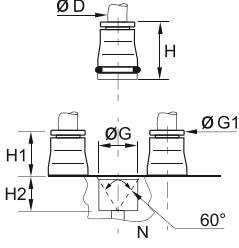


ØD	C	Stainless steel 316L, FKM		F	H	K	kg
4	M5x0.8	<a href="#">3831 04 19</a>	<a href="#">3931 04 19</a>	7	23.5	8	0.005
	G1/8	<a href="#">3831 04 10</a>	<a href="#">3931 04 10</a>	13	22	14	0.008
	G1/4	<a href="#">3831 04 13</a>	<a href="#">3931 04 13</a>	17	22	18.5	0.016
6	G1/8	<a href="#">3831 06 10</a>	<a href="#">3931 06 10</a>	13	24	14	0.009
	G1/4	<a href="#">3831 06 13</a>	<a href="#">3931 06 13</a>	17	24	18.5	0.015
8	G1/8	<a href="#">3831 08 10</a>	<a href="#">3931 08 10</a>	13	25	14	0.010
	G1/4	<a href="#">3831 08 13</a>	<a href="#">3931 08 13</a>	17	27	18.5	0.018
	G3/8	<a href="#">3831 08 17</a>	<a href="#">3931 08 17</a>	21	27	23	0.025
10	G1/4	<a href="#">3831 10 13</a>	<a href="#">3931 10 13</a>	17	32	18.5	0.020
	G3/8	<a href="#">3831 10 17</a>	<a href="#">3931 10 17</a>	21	27	23	0.026
	G1/4	<a href="#">3831 12 13</a>	<a href="#">3931 12 13</a>	17	33	18.5	0.022
12	G3/8	<a href="#">3831 12 17</a>	<a href="#">3931 12 17</a>	21	33	23	0.028
	G1/2	<a href="#">3831 12 21</a>	<a href="#">3931 12 21</a>	24	36	26	0.043

LF 3800 : full 316L stainless steel (body) with 303 stainless steel collet, FKM seals  
 LF 3900 : full 316L, FKM seals

# Stud Fittings

## 3800/3900


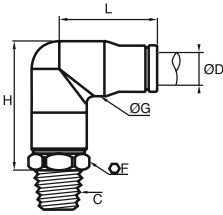


### Cartridge

	Stainless steel 316L, FKM 	ØD			L	G	G1	H	H1	H2	kg
		4	<a href="#">3800 04 00</a>	<a href="#">3900 04 00</a>	9.8	8	17	8.5	8.5	11	0.006
6	<a href="#">3800 06 00</a>	<a href="#">3900 06 00</a>	12.1	10	19	10.5	8.5	13.5	0.008		
8	<a href="#">3800 08 00</a>	<a href="#">3900 08 00</a>	14.8	13	21	12.5	8.5	16	0.012		
10	<a href="#">3800 10 00</a>	<a href="#">3900 10 00</a>	17.5	15	24.5	14	10.5	20	0.019		
12	<a href="#">3800 12 00</a>	<a href="#">3900 12 00</a>	20	17	25	14.5	10.5	22.5	0.023		

Cavity dimensions are available in Chapter 2.  
3800: collet in stainless steel 303  
3900: collet in stainless steel 316L

## 3809/3909


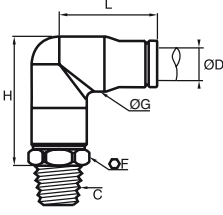

### Stud Elbow, Male BSPT Thread

	Stainless steel 316L, FKM 	ØD	C			F	G	H	L	kg
		4	R1/8	<a href="#">3809 04 10</a>	<a href="#">3909 04 10</a>	10	10	23.5	16.5	0.020
6	R1/8	<a href="#">3809 06 10</a>	<a href="#">3909 06 10</a>	13	12	27.5	20	0.031		
	R1/4	<a href="#">3809 06 13</a>	<a href="#">3909 06 13</a>	14	12	27.5	25	0.036		
8	R1/8	<a href="#">3809 08 10</a>	<a href="#">3909 08 10</a>	14	15	32	25	0.041		
	R1/4	<a href="#">3809 08 13</a>	<a href="#">3909 08 13</a>	14	14.5	34	25	0.046		
10	R1/4	<a href="#">3809 10 13</a>	<a href="#">3909 10 13</a>	19	17.5	37.5	27.5	0.068		
	R3/8	<a href="#">3809 10 17</a>	<a href="#">3909 10 17</a>	19	17.5	37.5	27.5	0.069		

The body swivels for positioning purposes.

## 3809


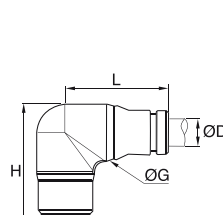


### Stud Elbow, Male NPT Thread

	Stainless steel 316L, FKM 	ØD	C		F	G	H	L	kg
		4	NPT1/8	<a href="#">3809 04 11</a>	11	10	25.5	18.5	0.021
6	NPT1/8	<a href="#">3809 06 11</a>	13	12.5	29	22.5	0.025		
	NPT1/4	<a href="#">3809 06 14</a>	14	12.5	29	22.5	0.030		
8	NPT1/8	<a href="#">3809 08 11</a>	14	15	34	24	0.041		
	NPT1/4	<a href="#">3809 08 14</a>	14	15	34	24	0.046		
10	NPT1/4	<a href="#">3809 10 14</a>	19	17.5	39.5	30	0.057		
	NPT3/8	<a href="#">3809 10 18</a>	19	17.5	39.5	30	0.071		

The body swivels for positioning purposes.

## 3899/3999


### Stud Elbow, Male BSPP and Metric Thread

	Stainless steel 316L, FKM 	ØD	C			F	G	H	L	kg
		4	M5x0.8	<a href="#">3899 04 19</a>	<a href="#">3999 04 19</a>	10	10	26	18	0.019
G1/8	<a href="#">3899 04 10</a>		<a href="#">3999 04 10</a>	13	10	27	19	0.021		
G1/4	<a href="#">3899 04 13</a>		<a href="#">3999 04 13</a>	17	10	27	19	0.018		
6	M5x0.8	<a href="#">3899 06 19</a>	<a href="#">3999 06 19</a>	13	12	33	24	0.031		
	G1/8	<a href="#">3899 06 10</a>	<a href="#">3999 06 10</a>	6	12	33	24	0.031		
	G1/4	<a href="#">3899 06 13</a>	<a href="#">3999 06 13</a>	17	12	32	24	0.035		
8	G1/8	<a href="#">3899 08 10</a>	<a href="#">3999 08 10</a>	14	15	35	25	0.039		
	G1/4	<a href="#">3899 08 13</a>	<a href="#">3999 08 13</a>	17	15	35	25	0.044		
	G3/8	<a href="#">3899 08 17</a>	<a href="#">3999 08 17</a>	21	15	34.5	25	0.048		
10	G1/4	<a href="#">3899 10 13</a>	<a href="#">3999 10 13</a>	19	17	43	31	0.068		
	G3/8	<a href="#">3899 10 17</a>	<a href="#">3999 10 17</a>	21	17	42	31	0.072		

The body swivels for positioning purposes.

Stud standpipe 3821, 3921, 3831, 3931 can be used as illustrated, allowing:

- stock optimisation
- installation of tees and elbows where required



# Stud Fittings

## 3889/3989

### Compact Stud Elbow, Male BSPT Thread

ØD	C	3889		3989		F	G	H	L	kg
		Part No.	Part No.	Part No.	Part No.					
4	R1/8	3889 04 10	3989 04 10	13	10	18	17	0.018		
	R1/4	3889 04 13	3989 04 13	17	10	19.5	16.5	0.025		
6	R1/8	3889 06 10	3989 06 10	13	12	21.5	20.5	0.026		
	R1/4	3889 06 13	3989 06 13	14	12	21.5	20.5	0.032		
8	R1/8	3889 08 10	3989 08 10	14	15	24	22	0.036		
	R1/4	3889 08 13	3989 08 13	14	15	24	22	0.041		
10	R1/4	3889 10 13	3989 10 13	17	17.5	28.5	27.5	0.057		
	R3/8	3889 10 17	3989 10 17	19	17.5	28.5	27.5	0.062		
	R1/4	3889 12 13	3989 12 13	22	20	33.5	30	0.086		
12	R3/8	3889 12 17	3989 12 17	22	20	33.5	30	0.088		
	R1/2	3889 12 21	3989 12 21	22	20	33.5	33	0.095		

The body swivels for positioning purposes.  
Max. 20 bar

## 3889

### Compact Stud Elbow, Male NPT Thread

ØD	C	3889		F	G	H	L	kg
		Part No.	Part No.					
4	NPT1/8	3889 04 11		13	10	17.5	19	0.019
	NPT1/8	3889 06 11		13	12.5	20	22.5	0.020
6	NPT1/4	3889 06 14		14	12.5	20	22.5	0.033
	NPT1/8	3889 08 11		13	15	25	24	0.037
8	NPT1/4	3889 08 14		14	15	24	24	0.037
	NPT1/4	3889 10 14		17	17.5	27.5	27.5	0.058
10	NPT3/8	3889 10 18		19	17.5	28.5	26.5	0.067
	NPT1/4	3889 12 14		22	20	31.5	32.5	0.070
12	NPT3/8	3889 12 18		22	20	32.5	32.5	0.087
	NPT1/2	3889 12 22		22	20	27.5	32.5	0.072

The body swivels for positioning purposes.  
Max. 20 bar

## 3889

### Compact Stud Elbow, Male NPT Thread

Inch

ØD	C	3889		F	G	H	L	kg
		Part No.	Part No.					
3/16	NPT1/8	3889 55 11		10	9.9	20.6	19.6	0.019
	NPT1/4	3889 55 14		14	9.9	20.6	19.6	0.022
1/4	NPT1/8	3889 56 11		13	11.9	21.6	23.1	0.026
	NPT1/4	3889 56 14		14	11.9	21.6	23.1	0.031
3/8	NPT1/4	3889 60 14		17	17.5	28.4	30.5	0.059
	NPT3/8	3889 60 18		19	17.5	28.4	30.5	0.062
1/2	NPT1/4	3889 62 14		22	20.1	34	33	0.086
	NPT3/8	3889 62 18		22	20.1	34	33	0.088
	NPT1/2	3889 62 22		22	20.1	27.2	33	0.091

The body swivels for positioning purposes; 5/32" (4 mm) and 5/16" (8 mm) also available.  
Max. 20 bar

## 3879/3979

### Compact Stud Elbow, Male BSPP Thread


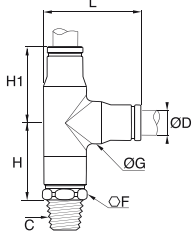


ØD	C	3879		3979		F	G	H	L	kg
		Part No.	Part No.	Part No.	Part No.					
4	G1/8	3879 04 10	3979 04 10	10	11	22	19	0.021		
	G1/4	3879 04 13	3979 04 13	17	11	20	19	0.026		
6	G1/8	3879 06 10	3979 06 10	13	12	24	24	0.029		
	G1/4	3879 06 13	3979 06 13	17	12	22	24	0.034		
8	G1/8	3879 08 10	3979 08 10	13	15	25	25	0.035		
	G1/4	3879 08 13	3979 08 13	17	15	25	25	0.040		
	G3/8	3879 08 17	3979 08 17	21	15	23	25	0.048		
10	G1/4	3879 10 13	3979 10 13	18	17	43	31	0.056		
	G3/8	3879 10 17	3979 10 17	21	17	40	31	0.067		
12	G1/4	3879 12 13	3979 12 13	17	20	33	33	0.075		
	G3/8	3879 12 17	3979 12 17	21	20	33	33	0.082		
	G1/2	3879 12 21	3979 12 21	24	20	30	33	0.094		

The body swivels for positioning purposes.  
Max. 20 bar

# Stud Fittings

## 3803/3903


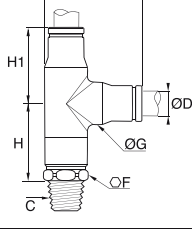

### Stud Run Tee, Male BSPT Thread

		Stainless steel 316L, FKM		<b>ØD</b>	<b>C</b>			<b>F</b>	<b>G</b>	<b>H</b>	<b>H1</b>	<b>L</b>	<b>kg</b>
		4	R1/8	<a href="#">3803 04 10</a>	<a href="#">3903 04 10</a>	10	10	19	17	22	22	0.020	
				6	R1/8	<a href="#">3803 06 10</a>	<a href="#">3903 06 10</a>	13	12	22	20	26.5	0.038
					R1/4	<a href="#">3803 06 13</a>	<a href="#">3903 06 13</a>	14	15	22	20	27	0.035
				8	R1/8	<a href="#">3803 08 10</a>	<a href="#">3903 08 10</a>	14	15	24	23	31	0.050
					R1/4	<a href="#">3803 08 13</a>	<a href="#">3903 08 13</a>	14	15	24	23	31	0.055
				10	R1/4	<a href="#">3803 10 13</a>	<a href="#">3903 10 13</a>	19	17.5	30	29	38	0.070
					R3/8	<a href="#">3803 10 17</a>	<a href="#">3903 10 17</a>	19	17.5	30	29	38	0.084

The body swivels for positioning purposes.

## 3803


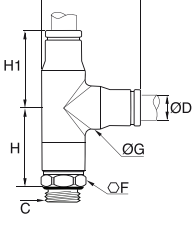


### Stud Run Tee, Male NPT Thread

		Stainless steel 316L, FKM		<b>ØD</b>	<b>C</b>		<b>F</b>	<b>G</b>	<b>H</b>	<b>H1</b>	<b>L</b>	<b>kg</b>
		4	NPT1/8	<a href="#">3803 04 11</a>	11	10	21	19	25	0.020		
				6	NPT1/8	<a href="#">3803 06 11</a>	13	12	24	21	27	0.031
					NPT1/4	<a href="#">3803 06 14</a>	14	12	24	21	27.5	0.037
				8	NPT1/8	<a href="#">3803 08 11</a>	14	15	26.5	24	30.5	0.050
					NPT1/4	<a href="#">3803 08 14</a>	14	15	26.5	24	30.5	0.048
				10	NPT1/4	<a href="#">3803 10 14</a>	19	17.5	31	29.5	37.5	0.084

The body swivels for positioning purposes.

## 3893/3993


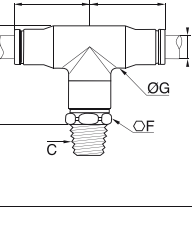


### Stud Run Tee, Male BSPP and Metric Thread

		Stainless steel 316L, FKM		<b>ØD</b>	<b>C</b>			<b>F</b>	<b>G</b>	<b>H</b>	<b>H1</b>	<b>L</b>	<b>kg</b>
		4	M5x0.8	<a href="#">3893 04 19</a>	<a href="#">3993 04 19</a>	10	11	21.5	19	24.5	0.023		
				4	G1/8	<a href="#">3893 04 10</a>	<a href="#">3993 04 10</a>	13	11	21.5	19	24.5	0.026
					G1/4	<a href="#">3893 04 13</a>	<a href="#">3993 04 13</a>	17	11	22	19	28	0.033
				6	G1/8	<a href="#">3893 06 10</a>	<a href="#">3993 06 10</a>	13	12	26.5	24	30	0.038
					G1/4	<a href="#">3893 06 13</a>	<a href="#">3993 06 13</a>	17	12	26	24	32	0.044
				8	G1/8	<a href="#">3893 08 10</a>	<a href="#">3993 08 10</a>	14	15	27.5	25	32	0.049
					G1/8	<a href="#">3893 08 13</a>	<a href="#">3993 08 13</a>	17	15	28	25	33.5	0.054
				10	G3/8	<a href="#">3893 08 17</a>	<a href="#">3993 08 17</a>	21	15	27	25	35.5	0.094
					G1/4	<a href="#">3893 10 13</a>	<a href="#">3993 10 13</a>	19	17	35.5	31	39.5	0.081
					G3/8	<a href="#">3893 10 17</a>	<a href="#">3993 10 17</a>	21	17	35.5	31	39.5	0.082

The body swivels for positioning purposes.

## 3808/3908

### Stud Branch Tee, Male BSPT Thread

		Stainless steel 316L, FKM		<b>ØD</b>	<b>C</b>			<b>F</b>	<b>G</b>	<b>H</b>	<b>L/2</b>	<b>kg</b>
		4	R1/8	<a href="#">3808 04 10</a>	<a href="#">3908 04 10</a>	10	10	23.5	19	0.020		
				6	R1/8	<a href="#">3808 06 10</a>	<a href="#">3908 06 10</a>	13	12	27.5	24	0.038
					R1/4	<a href="#">3808 06 13</a>	<a href="#">3908 06 13</a>	14	12	27.5	24	0.043
				8	R1/8	<a href="#">3808 08 10</a>	<a href="#">3908 08 10</a>	14	15	32	25	0.049
					R1/4	<a href="#">3808 08 13</a>	<a href="#">3908 08 13</a>	14	15	32	25	0.048
				10	R3/8	<a href="#">3808 08 17</a>	<a href="#">3908 08 17</a>	19	15	33	25	0.068
					R1/4	<a href="#">3808 10 13</a>	<a href="#">3908 10 13</a>	19	17.5	37.5	31	0.081
					R3/8	<a href="#">3808 10 17</a>	<a href="#">3908 10 17</a>	19	17.5	37.5	31	0.070

The body swivels for positioning purposes.

These models enable compact connection for elbow outlets, thus allowing space saving.

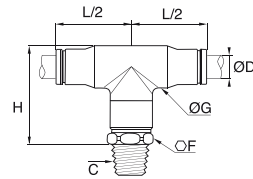
# Stud Fittings

## 3808

### Stud Branch Tee, Male NPT Thread



Stainless steel 316L, FKM



ØD	C		F	G	H	L/2	kg
4	NPT1/8	<a href="#">3808 04 11</a>	11	10	22	19	0.021
	NPT1/8	<a href="#">3808 06 11</a>	13	12.5	30	24	0.031
6	NPT1/4	<a href="#">3808 06 14</a>	14	12.5	30	24	0.044
	NPT1/8	<a href="#">3808 08 11</a>	14	15	34	25	0.042
8	NPT1/4	<a href="#">3808 08 14</a>	14	15	34	25	0.048
	NPT1/4	<a href="#">3808 10 14</a>	19	17.5	40	31	0.069
10	NPT3/8	<a href="#">3808 10 18</a>	19	17.5	40	31	0.084

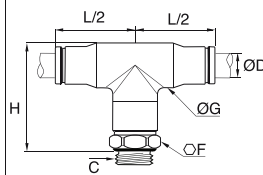
The body swivels for positioning purposes.

## 3898/3998

### Stud Branch Tee, Male BSPP and Metric Thread



Stainless steel 316L, FKM



ØD	C		F	G	H	L/2	kg	
4	M5x0.8	<a href="#">3898 04 19</a>	<a href="#">3998 04 19</a>	10	11	27	19	0.024
	G1/8	<a href="#">3898 04 10</a>	<a href="#">3998 04 10</a>	13	11	27	19	0.026
	G1/4	<a href="#">3898 04 13</a>	<a href="#">3998 04 13</a>	17	11	27	19	0.032
6	M5x0.8	<a href="#">3898 06 19</a>	<a href="#">3998 06 19</a>	13	12	33.5	24	0.038
	G1/8	<a href="#">3898 06 10</a>	<a href="#">3998 06 10</a>	13	12	33	24	0.038
	G1/4	<a href="#">3898 06 13</a>	<a href="#">3998 06 13</a>	17	12	32	24	0.043
8	G1/8	<a href="#">3898 08 10</a>	<a href="#">3998 08 10</a>	14	15	35	25	0.051
	G1/4	<a href="#">3898 08 13</a>	<a href="#">3998 08 13</a>	17	15	35	25	0.054
	G3/8	<a href="#">3898 08 17</a>	<a href="#">3998 08 17</a>	21	15	34.5	25	0.058
10	G1/4	<a href="#">3898 10 13</a>	<a href="#">3998 10 13</a>	19	17	43	31	0.082
	G3/8	<a href="#">3898 10 17</a>	<a href="#">3998 10 17</a>	21	17	41	31	0.087


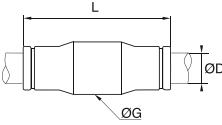


The body swivels for positioning purposes.

LF 3800 : full 316L stainless steel (body) with 303 stainless steel collet, FKM seals  
 LF 3900 : full 316L, FKM seals

# Tube-to-Tube Fittings

## 3806/3906


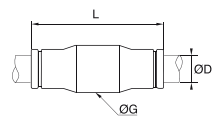


### Equal Straight Connector

	Stainless steel 316L, FKM 	<b>ØD</b>			<b>G</b>	<b>L</b>	<b>kg</b>
		4	<a href="#">3806 04 00</a>	<a href="#">3906 04 00</a>	10	29	0.009
		6	<a href="#">3806 06 00</a>	<a href="#">3906 06 00</a>	12	34	0.015
		8	<a href="#">3806 08 00</a>	<a href="#">3906 08 00</a>	15	36	0.019
		10	<a href="#">3806 10 00</a>	<a href="#">3906 10 00</a>	17.5	45	0.032
		12	<a href="#">3806 12 00</a>	<a href="#">3906 12 00</a>	20	46.5	0.041

## 3806/3906

### Equal Straight Connector


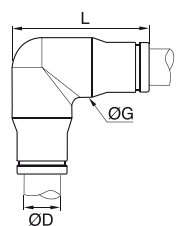


Inch

	Stainless steel 316L, FKM 	<b>ØD</b>			<b>G</b>	<b>L</b>	<b>kg</b>
		3/16	<a href="#">3806 55 00</a>	<a href="#">3906 55 00</a>	9.9	30	0.010
		1/4	<a href="#">3806 56 00</a>	<a href="#">3906 56 00</a>	11.9	35.1	0.015
		3/8	<a href="#">3806 60 00</a>	<a href="#">3906 60 00</a>	17.5	46	0.030
		1/2	<a href="#">3806 62 00</a>	<a href="#">3906 62 00</a>	20.1	48	0.040

5/32" (4 mm) and 5/16" (8 mm) also available

## 3802/3902


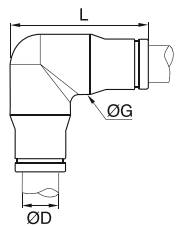


### Equal Stud Elbow

	Stainless steel 316L, FKM 	<b>ØD</b>			<b>G</b>	<b>L</b>	<b>kg</b>
		4	<a href="#">3802 04 00</a>	<a href="#">3902 04 00</a>	10	21.5	0.015
		6	<a href="#">3802 06 00</a>	<a href="#">3902 06 00</a>	12	26.5	0.024
		8	<a href="#">3802 08 00</a>	<a href="#">3902 08 00</a>	15	29.5	0.031
		10	<a href="#">3802 10 00</a>	<a href="#">3902 10 00</a>	17.5	36.5	0.051
		12	<a href="#">3802 12 00</a>	<a href="#">3902 12 00</a>	20	40	0.069

## 3802/3902

### Equal Stud Elbow


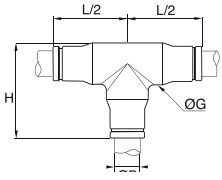


Inch

	Stainless steel 316L, FKM 	<b>ØD</b>			<b>G</b>	<b>L</b>	<b>kg</b>
		3/16	<a href="#">3802 55 00</a>	<a href="#">3902 55 00</a>	9.9	24.4	0.011
		1/4	<a href="#">3802 56 00</a>	<a href="#">3902 56 00</a>	11.9	29	0.023
		3/8	<a href="#">3802 60 00</a>	<a href="#">3902 60 00</a>	17.5	39.6	0.042
		1/2	<a href="#">3802 62 00</a>	<a href="#">3902 62 00</a>	20.1	40.9	0.070

5/32" (4 mm) and 5/16" (8 mm) also available

## 3804/3904

### Equal Tee

	Stainless steel 316L, FKM 	<b>ØD</b>			<b>G</b>	<b>L</b>	<b>L/2</b>	<b>kg</b>
		4	<a href="#">3804 04 00</a>	<a href="#">3904 04 00</a>	10	22	19	0.015
		6	<a href="#">3804 06 00</a>	<a href="#">3904 06 00</a>	12	26	24	0.031
		8	<a href="#">3804 08 00</a>	<a href="#">3904 08 00</a>	15	29.5	25	0.041
		10	<a href="#">3804 10 00</a>	<a href="#">3904 10 00</a>	17.5	36.5	31	0.064
		12	<a href="#">3804 12 00</a>	<a href="#">3904 12 00</a>	20	40	33	0.064

# Bulkhead Connector Fittings

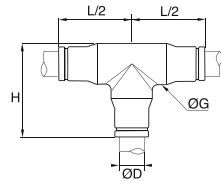
## 3804/3904

### Equal Tee

Inch



Stainless steel 316L, FKM



ØD			G	H	L/2	kg
3/16	<a href="#">3804 55 00</a>	<a href="#">3904 55 00</a>	9.9	22.6	19	0.017
1/4	<a href="#">3804 56 00</a>	<a href="#">3904 56 00</a>	11.9	26.9	22	0.031
3/8	<a href="#">3804 60 00</a>	<a href="#">3904 60 00</a>	17.5	37.6	30	0.059
1/2	<a href="#">3804 62 00</a>	<a href="#">3904 62 00</a>	20.1	40.9	32	0.090

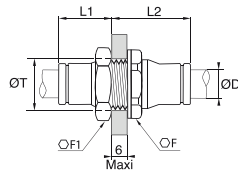
5/32" (4 mm) and 5/16" (8 mm) also available

## 3816/3916

### Equal Bulkhead Connector



Stainless steel 316L, FKM



ØD			F	F1	L1	L2	ØT	kg
4	<a href="#">3816 04 00</a>	<a href="#">3916 04 00</a>	13	14	13.5	19.5	13	0.017
6	<a href="#">3816 06 00</a>	<a href="#">3916 06 00</a>	17	17	16.5	21.5	14	0.027
8	<a href="#">3816 08 00</a>	<a href="#">3916 08 00</a>	19	19	18	24	16	0.034
10	<a href="#">3816 10 00</a>	<a href="#">3916 10 00</a>	22	22	21.5	27.5	21	0.049
12	<a href="#">3816 12 00</a>	<a href="#">3916 12 00</a>	24	24	24	29	23	0.059

IP51 sealing

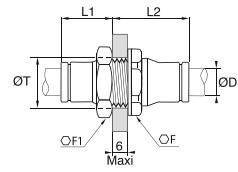
## 3816/3916

### Equal Bulkhead Connector

Inch



Stainless steel 316L, FKM



ØD			F	F1	L1	L2	ØT	kg
3/16	<a href="#">3816 55 00</a>	<a href="#">3916 55 00</a>	17	13	15	21.1	12.4	0.019
1/4	<a href="#">3816 56 00</a>	<a href="#">3916 56 00</a>	19	17	17	22.6	14.5	0.027
3/8	<a href="#">3816 60 00</a>	<a href="#">3916 60 00</a>	27	22	22.1	27.4	20.6	0.052
1/2	<a href="#">3816 62 00</a>	<a href="#">3916 62 00</a>	27	27	20	29	20.1	0.076

IP51 sealing

5/32" (4 mm) and 5/16" (8 mm) also available


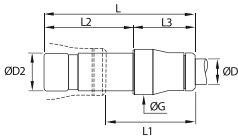


LF 3800/LF 3900 push-in fittings allow connection with several types of Parker Legris tubing shown in Chapter 3 of this catalogue, "Technical Tubing and Hose":

- PFA tubing
- Fluoropolymer tubing
- Polyethylene tubing
- Semi-rigid polyamide and flexible Crystal polyurethane tubing

# Plug-In Fittings and Accessories


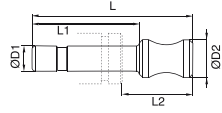

## 3866/3966

### Push-In Reducer

	Stainless steel 316L, FKM 			<b>G</b>	<b>L</b>	<b>L1</b>	<b>L2</b>	<b>L3</b>	<b>kg</b>
		3866 04 06	3966 04 06	10	35	19	19	16	0.009
				10	34	17	20	14	0.011
				12	42	24	23	19	0.015
				12	41	19	25	16	0.019
				15	45	22.5	25	20	0.021
				15	43	20	26	17	0.025
				17	50	23	26	24	0.029


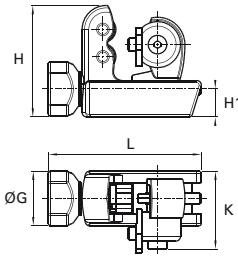


## 3826

### Blanking Plug

	Stainless steel 316L 		<b>L</b>	<b>L1</b>	<b>L2</b>	<b>kg</b>
		3826 04 00	25	17	11	0.003
			30.4	19.5	13.5	0.007
			33	20	14	0.014
			40	25	17	0.025
			43	26	19	0.038

## 3800/3900



### Pre-Grooving Tool for Stainless Steel Tubing

	Treated steel 			<b>G</b>	<b>H</b>	<b>H1</b>	<b>K</b>	<b>L</b>	<b>kg</b>
		3800 70 00	3900 70 00	25	51	13	36	70	0.326

This tool correctly pre-grooves 4-12 mm O.D. and 3/16"-1/2" O.D. stainless steel tubing, to ensure that the LF 3800/LF 3900 collet grips the tube securely.

## 0605


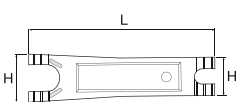

### Fluoropolymer Tape

	FKM		<b>kg</b>
		0605 12 12	0.012

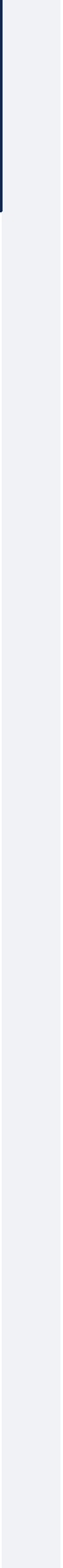
Can be used for temperatures from -250°C to +260°C.  
 Chemically inert and resistant to gases, acids, solvents, hydrocarbons, oils, alkalines, steam, etc.  
 Non-toxic, waterproof, self-lubricating.  
 In accordance with CFR21.  
 Can be used on all materials.  
 Used to facilitate the preparation of leak-free threaded joints.  
 Supplied on a reel: length = 12 m; width = 12.7 mm; thickness = 0.08 mm.

## 3000

### Disconnection Tool

	Treated steel 		<b>H</b>	<b>H1</b>	<b>L</b>	<b>kg</b>
		3000 70 00	25	20	96	0.021

For disconnecting push-in tubing/fittings where access is difficult, we recommend the use of this disconnection tool.



# LF 6100 Push-In Fittings Range

## Stud Fittings

### Straights

**6105**  
BSPT/Metric Taper  
Page 1-91

**6101**  
Metric Parallel  
Page 1-91

**6114**  
Metric Parallel  
Page 1-91



### Elbow

**6179**  
BSPT Metric Taper  
Page 1-91



## Tube-to-Tube Fittings

### Straight

**6106**  
Page 1-92



### Tee

**6104**  
Page 1-92



## Accessory

**0138**  
Page 1-92



# LF 6100 Push-In Fittings

This fittings range dedicated to **lubrication and vacuum systems**, combines very high performance and manual connection. This technology **secures the connection** and sealing performance, even at high pressure.

## Product Advantages

**Robust** | Designed for mechanically demanding environments  
Excellent pressure and temperature resistance  
Stamped brass forgings for increased service life

**Secure & Reliable** | Perfect sealing guaranteed by the three rings  
The two sealing O-rings positioned before the gripping ring endure no scratching on the tube in the sealing area  
Manual connection for time-saving  
No fluid loss  
Tube cannot be disconnected without the use of a spanner  
Up to 60 bar with rigid polymer or grooved metal tubing  
100% leak-tested in production



Construction Equipment  
Lubrication  
Transportation  
Measurement Systems  
Industrial Machines  
Industrial Vacuum

Applications

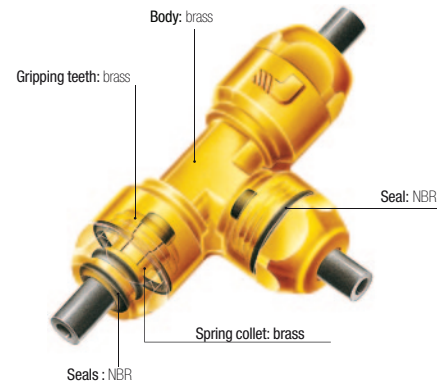
## Technical Characteristics

<b>Compatible Fluids</b>	Lubricants, compressed air, vacuum, other fluids and compatible gases
<b>Working Pressure</b>	Vacuum to 60 bar
<b>Working Temperature</b>	-20° to +120°C

<b>Max./Min. Tightening Torques (daN.m)</b>	<b>Thread</b>	M6 x1	M8 x1	M8 x1.25	M10 x1	M12 x1	M14 x1.5	R 1/8	R 1/4
	<b>Taper</b>	0.2/0.6	0.2/1.2	0.2/1	0.2/1.2	0.2/2	0.5/1.5	0.2/1.0	0.5/1.5
	<b>Parallel</b>	-	0.6/1	-	0.6/1	1.8/2.2	-	-	-

Reliable performance is dependent upon the type of fluid conveyed, component materials and tubing being used.  
Use is guaranteed with a vacuum of 755 mm Hg (99% vacuum).

### Component Materials



Silicone-free

### Regulations

DI: 97/23/EC (PED)  
DI: 2002/95/EC (RoHS),  
2011/65/EC

DI: 94/9/EC (ATEX)  
RG: 1907/2006 (REACH)

### Performance


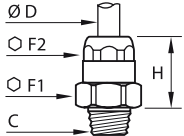

#### Working Pressure / Temperature According to the Tubing Used

O.D. of Tube	-20°C to +20°C		+20°C to +30°C		+30°C to +50°C		+50°C to +80°C		+80°C to 120°C
	Semi-Rigid PA	Rigid PA	Semi-Rigid PA	Rigid PA	Semi-Rigid PA	Rigid PA	Semi-Rigid PA	Rigid PA	FEP
2x4	40	-	33	-	25.5	-	19	-	-
2.5x4	-	52	-	43	-	32	-	24.5	7
2.7x4	23	-	19	-	15	-	11	-	-
4x6	24	45	20	37	15.5	29	11	21	6
5x8	-	52	-	43	-	33	-	24	-
6x8	17	32	14	27	11	21	8	15	4
6x10	-	57	-	47	-	37	-	27	-
7.5x10	17	-	14	-	11	-	8	-	-
8x10	14	-	12	-	9	-	7	-	3


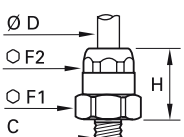

Should your requirement not be covered by our standard range, please consult us for customised fittings.

# Stud Fittings


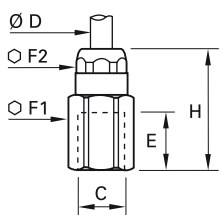

## 6105 Stud Fitting, Male BSPT and Taper Metric Thread

	Brass, NBR 	<b>ØD</b>	<b>C</b>		<b>F1</b>	<b>F2</b>	<b>H</b>	<b>kg</b>
		4	M6x1	<a href="#">6105 04 52</a>	13	11	16.5	0.013
		4	M8x1	<a href="#">6105 04 56</a>	13	11	14.5	0.012
		4	M8x1.25	<a href="#">6105 04 57</a>	13	11	14.5	0.012
		4	M10x1	<a href="#">6105 04 60</a>	13	11	14.5	0.014
		4	R1/8	<a href="#">6105 04 10</a>	13	11	14.5	0.014
		4	R1/4	<a href="#">6105 04 13</a>	14	11	12.5	0.018
		6	M10x1	<a href="#">6105 06 60</a>	17	14	16.5	0.024
		6	R1/8	<a href="#">6105 06 10</a>	17	14	17.5	0.026
		6	M14x1.5	<a href="#">6105 06 71</a>	17	14	16.5	0.028
		6	R1/4	<a href="#">6105 06 13</a>	17	14	16.5	0.030
		8	M12x1	<a href="#">6105 08 65</a>	19	21	24	0.041
		10	M14x1.5	<a href="#">6105 10 71</a>	22	24	26	0.005


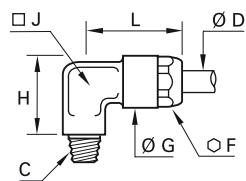

## 6101 Stud Fitting, Male Parallel and Metric Thread

	Brass, NBR 	<b>ØD</b>	<b>C</b>		<b>F1</b>	<b>F2</b>	<b>H</b>	<b>kg</b>
		4	M10x1	<a href="#">6101 04 60</a>	13	11	14	0.014
		6	M10x1	<a href="#">6101 06 60</a>	17	14	17.5	0.026
			M12x1	<a href="#">6101 06 65</a>	17	14	16.5	0.025

## 6114 Stud Fitting, Female Metric Parallel Thread


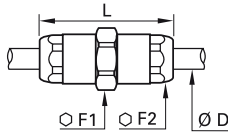

	Brass, NBR 	<b>ØD</b>	<b>C</b>		<b>E</b>	<b>F1</b>	<b>F2</b>	<b>H</b>	<b>kg</b>
		4	M8x1	<a href="#">6114 04 56</a>	8	13	11	25.5	0.021
		6	M8x1	<a href="#">6114 06 56</a>	8	17	14	28.5	0.043

## 6179 Stud Elbow, Male BSPT and Taper Metric Thread


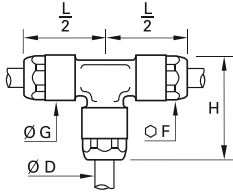

	Brass, NBR 	<b>ØD</b>	<b>C</b>		<b>F</b>	<b>G</b>	<b>H</b>	<b>J</b>	<b>L</b>	<b>kg</b>
			M6x1	<a href="#">6179 04 52</a>	11	12.5	14.5	6	20	0.014
			M8x1	<a href="#">6179 04 56</a>	11	12.5	15	6	20	0.015
			M8x1.25	<a href="#">6179 04 57</a>	11	12.5	15	6	20	0.015
		4	M10x1	<a href="#">6179 04 60</a>	11	12.5	15.5	6	20	0.016
			R1/8	<a href="#">6179 04 10</a>	11	12.5	15.5	6	20	0.017
			R1/4	<a href="#">6179 04 13</a>	11	12.5	17	6	20	0.022
			M10x1	<a href="#">6179 06 60</a>	14	16	18	8	25.5	0.030
		6	M12x1	<a href="#">6179 06 65</a>	14	16	18	8	25.5	0.030
			R1/8	<a href="#">6179 06 10</a>	14	16	18	8	25.5	0.030
			R1/4	<a href="#">6179 06 13</a>	14	16	19	8	25.5	0.035
		8	M12x1	<a href="#">6179 08 65</a>	17	19	21	10	30	0.047

# Tube-to-Tube Fittings


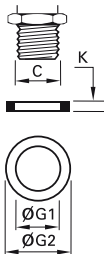

## 6106 Tube-to-Tube Connector

	Brass, NBR 	<b>ØD</b> 	<b>F1</b>	<b>F2</b>	<b>L</b>	<b>kg</b>	
		4	6106 04 00	13	11	34	0.025
		6	6106 06 00	17	14	39	0.044
		8	6106 08 00	19	17	46	0.069

## 6104 Equal Tee

	Brass, NBR 	<b>ØD</b> 	<b>F</b>	<b>G</b>	<b>H</b>	<b>L/2</b>	<b>kg</b>	
		4	6104 04 00	11	12.5	26.5	20	0.032
		6	6104 06 00	14	16	32.5	25.5	0.066
		8	6104 08 00	17	19	38	30	0.103

## 0138 Copper Washer

	Copper 	<b>C</b> 	<b>G1</b>	<b>G2</b>	<b>K</b>	<b>kg</b>	
		M8	0138 08 00	8.3	11	1	0.001
		M10	0138 10 00	10.3	13.5	1	0.001
		M12	0138 12 00	12.3	15.5	1.3	0.072

DIN 7603  
ISO 65061

### Related Products

The Parker Legris push-in system for centralised lubrication is designed for use with various polymer tubing found in Chapter 3, "Technical Tubing and Hose":

- Fireproof High Resistance PA Tubing
- Rigid and Semi-Rigid Calibrated Polyamide Tubing
- Fluoropolymer Tubing



